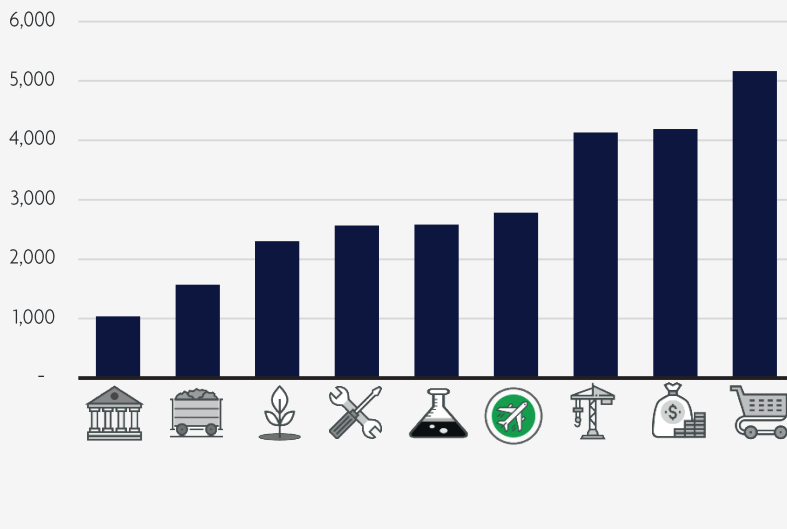


WORLD SUMMARY



HOW DOES TRAVEL & TOURISM COMPARE TO OTHER SECTORS?

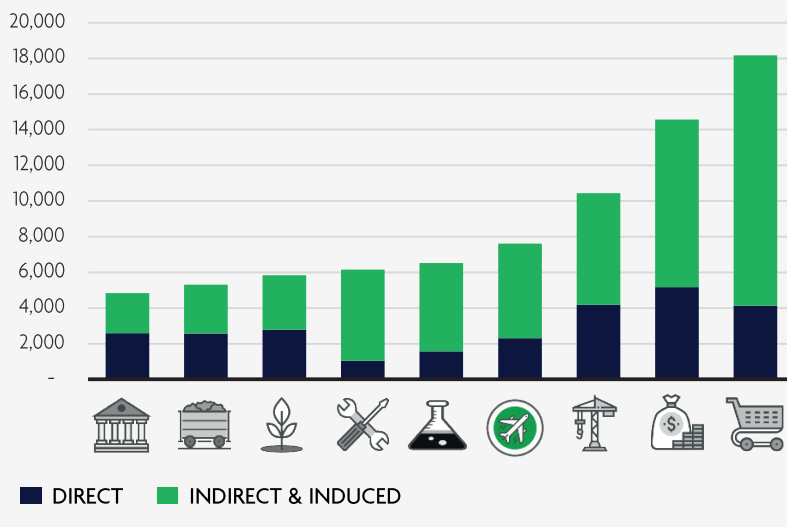
GLOBAL DIRECT GDP CONTRIBUTION BY SECTOR IN 2016
\$ billions (2016 prices)



GDP: RANKING GLOBAL DIRECT SECTOR GDP

- Travel & Tourism direct global GDP contribution reached \$2.3 trillion in 2016.
- This is greater than the GDP contribution of the automotive manufacturing and chemicals manufacturing sectors.
- Travel & Tourism is nearly 60% the size of the global construction sector.

GLOBAL GDP IMPACT BY SECTOR
\$ billion (2016 prices)

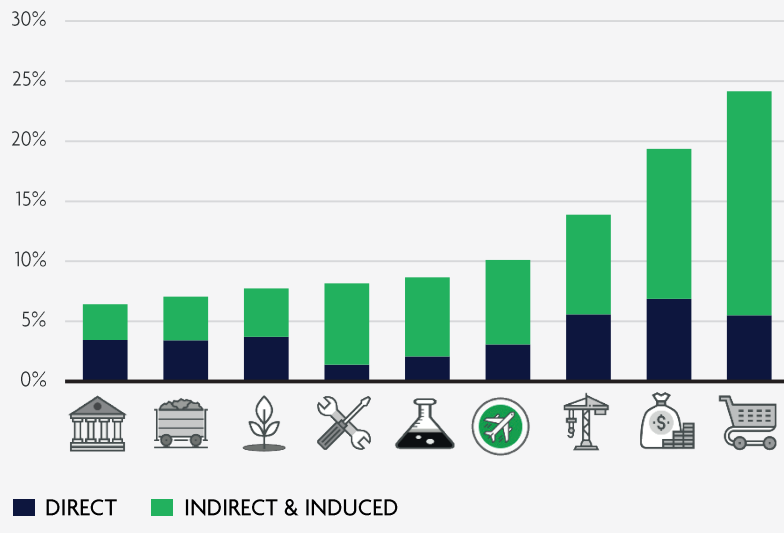


GDP: RANKING GLOBAL GDP IMPACT

- Including its indirect and induced impacts, Travel & Tourism generated \$7.6 trillion in GDP globally, exceeding that of every sector included in this study except for the construction, financial services, and retail sectors.

GLOBAL GDP IMPACT BY SECTOR

Share of total economy GDP

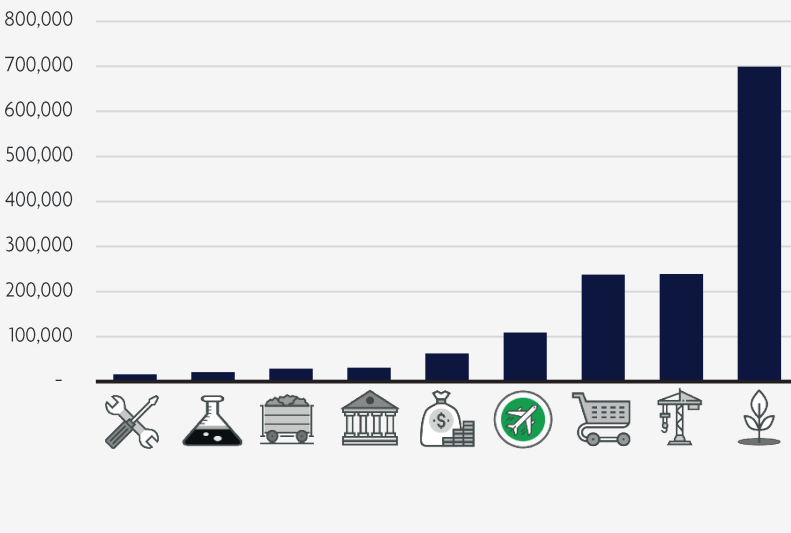


GDP: SHARE

- Based on its direct, indirect, and induced GDP impact, Travel & Tourism generated 10.2% of global GDP in 2016.
- This is larger than the size of the chemicals manufacturing sector's GDP impact at 8.6%.

GLOBAL DIRECT EMPLOYMENT CONTRIBUTION BY SECTOR IN 2016

2016, thousands

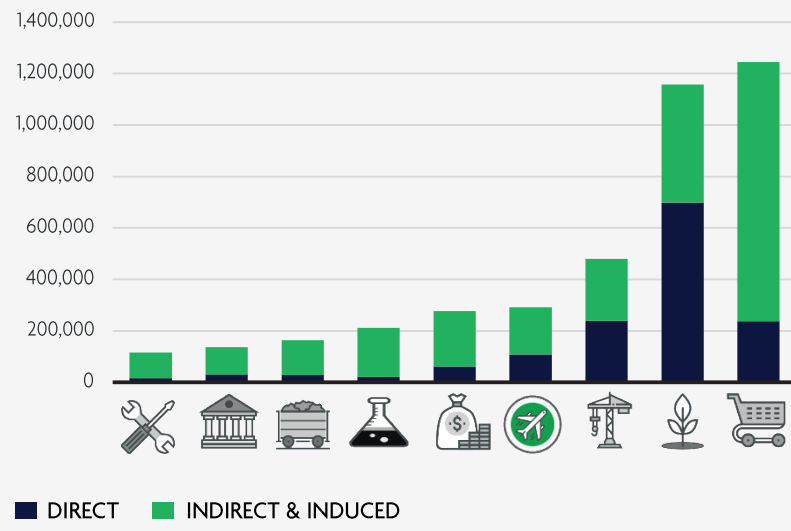


EMPLOYMENT: RANKING GLOBAL DIRECT SECTOR EMPLOYMENT

- Travel & Tourism sustained a total of 108.7 million direct jobs globally in 2016.
- Global Travel & Tourism directly supports more jobs than every sector in this study except for the construction, agriculture, and retail sectors.
- Of note, Travel & Tourism directly supports nearly twice as many jobs as the financial services sector and more than five times as many jobs as the chemicals manufacturing sector.

GLOBAL EMPLOYMENT IMPACT BY SECTOR

2016, thousands

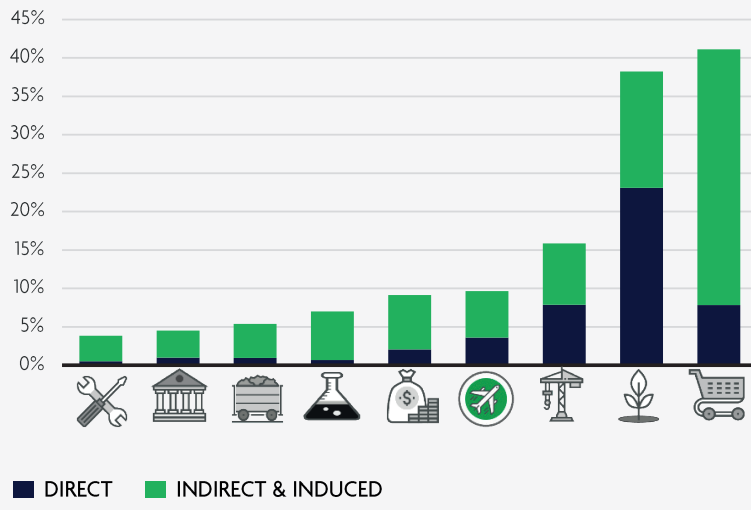


EMPLOYMENT: RANKING GLOBAL EMPLOYMENT IMPACT

- Travel & Tourism sustained a total of 292.2 million direct, indirect, and induced jobs globally in 2016, exceeding the impacts of the automotive manufacturing, banking, mining, chemicals manufacturing, and financial services sectors.

GLOBAL EMPLOYMENT IMPACT BY SECTOR

Share of total economy employment

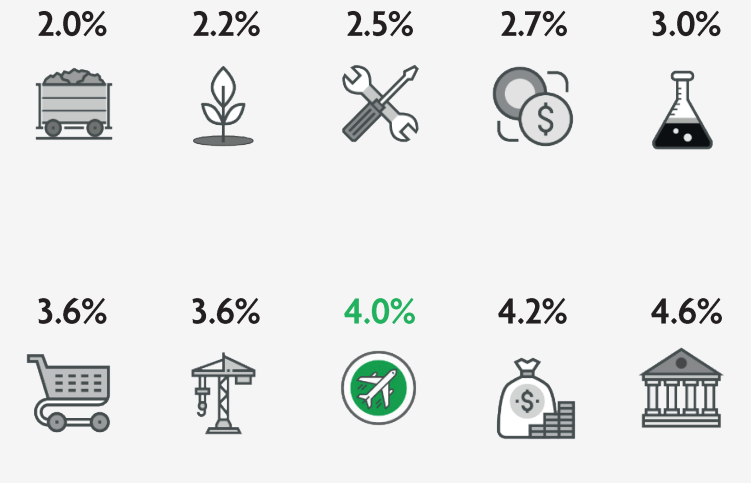


EMPLOYMENT: SHARE

- Travel & Tourism generated, either directly or indirectly, 9.6% of global employment in 2016.
- For every job directly in the Tourism sector, nearly two additional jobs are created on an indirect or induced basis, making its linkages stronger than in the construction and agriculture sectors.

GLOBAL GDP FORECAST BY SECTOR

CAGR% 2017-2027



GLOBAL GDP GROWTH

- WTTC projects global Travel & Tourism GDP to grow 4.0% per annum (compound annual growth) over the next decade.
- In comparison, the total global economy is expected to expand 2.7% per annum while the mining and agriculture sectors are forecast to grow 2.0% and 2.2% per annum, respectively, in real, inflation-adjusted terms.

METHODOLOGY

The World Travel & Tourism Council (WTTTC) has spearheaded global analysis of the economic importance of the sector for over 25 years.

This research has established the contribution of Travel & Tourism on an ongoing basis to over 180 countries in absolute size, share of the economy, and growth. Around the world, WTTTC research is referenced as the authoritative source of the role of Travel & Tourism in generating GDP, employment, exports, and investment. This research compares the role that Travel & Tourism plays in the world economy with other economic sectors. The results of these comparisons provide new perspectives on the relative significance of Travel & Tourism, as well as some of its unique advantages in driving current and future global economic growth.

This updated WTTTC research benchmarks Travel & Tourism against an assortment of other sectors for 27 countries and for each world region.

The following metrics are analysed by sector for each country and region:

- GDP (size and share of total)
- Employment contribution (size and share of total)
- Historic growth
- Expected growth
- Export contribution

And for most of the countries:

- Strength of linkages to the rest of the economy
- Job creation potential

The following sectors have been analysed in comparison to Travel & Tourism. They were selected as having a similar breadth and global presence as Travel & Tourism.

AGRICULTURE: agriculture, forestry, and fishing.

AUTOMOTIVE MANUFACTURING: motor vehicles and parts & accessories.

BANKING: all banking activities and related services.

CHEMICALS MANUFACTURING: drugs & medicines, manufacture of basic pharmaceutical products and pharmaceutical preparations, plastics, rubber, paint, polishes, ink, perfumes, cosmetics, soap, cleaning materials, fertilizer, pesticides, other chemicals.

CONSTRUCTION: those primarily engaged in the construction of buildings (both residential and non-residential), engineering projects or speciality trade contractors. Construction work done may include new work, additions, alterations, or maintenance and repairs.

FINANCIAL SERVICES: all financial relates activities including banking, investment services, and insurance.

MINING: the extraction of oil, natural gas, coal, metals, and related services.

RETAIL (WITHOUT WHOLESALE): all retail trade (i.e. retail trade, except of motor vehicles & retail codes to motor vehicles and motorcycles).

The analysis examines the economic value of industries on three levels:

DIRECT

This includes only those employees and the related value added for the relevant sector. In the case of Travel & Tourism, we only count the value added of the accommodation, recreation, transportation, and other related sectors.

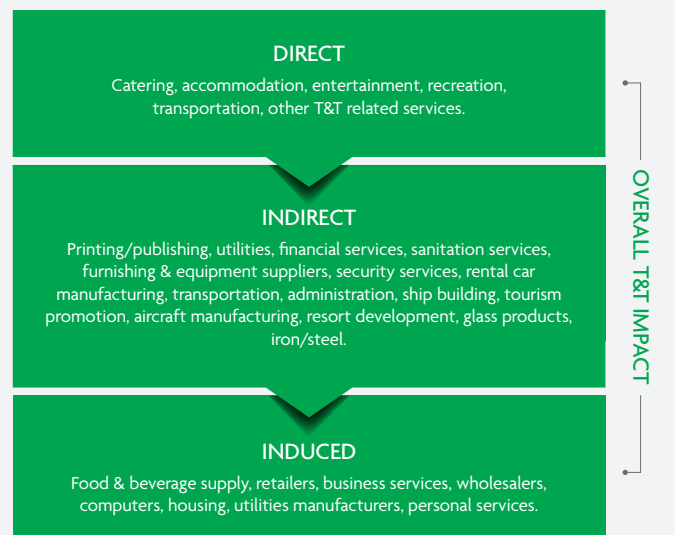
INDIRECT

This measures the supply chain impact (also called inter-industry linkages) for each sector.

INDUCED

This measures the impacts of incomes earned directly and indirectly as they are spent in the local economy.

The sum of direct, indirect, and induced impacts equals the total economic impact of a sector.



COUNTRIES AND REGIONS COVERED

REGIONS

- Africa
- Americas
- Asia Pacific
- Europe
- Middle East
- World

COUNTRIES

- Argentina
- Australia
- Brazil
- Canada
- China
- France
- Germany
- India
- Indonesia
- Italy
- Jamaica
- Japan
- Kenya
- Malaysia
- Mexico
- Peru
- Russia
- Saudi Arabia
- Singapore
- South Africa
- South Korea
- Spain
- Thailand
- Turkey
- UAE
- UK
- USA

DATA SOURCES

All currency figures are stated in 2016 US dollars.

GDP & EMPLOYMENT

Main data sources for comparative sectors:

- United Nations International Labour Organization
- OECD
- CEIC Data Manager
- Eurostat (European Commission)
- UK Office for National Statistics (ONS)
- Oxford Economics Cities and Regions Forecasting Service
- UNESCO
- Groningen Growth and Development Centre
- UN World Input-Output Database (WIOD)
- Oxford Economics Global Industry Model
- Oxford Economics Global Economic Model
- Oxford Economics UK Regional Model
- Various country-specific National Statistics Office websites
- Travel & Tourism GDP and employment figures are drawn from Oxford Economics analysis for WTTC using the Tourism Satellite Account framework.

EXPORTS

Main data sources:

- World Trade Organization (WTO) for global goods and services exports
- IMFDOT for total goods exports by country
- IMFBOPA and ITC for total services exports by country
- National accounts and central bank balance of payments data (from national sources) complement our database where data from above sources is unavailable
- Oxford Economics estimates to fill gaps in historical data
- Data is generally available for 2000-2015 from above sources. Missing years and projected 2016 figures are estimated using available data on industry and trade.

LINKAGES (SELECTED COUNTRIES ONLY)

Main data sources:

- OECD, National Statistical Offices, Oxford Economics;
- Input-output tables for all countries were sourced from either the OECD or, when not available, National Statistical Offices. From the input-output tables, multiplier matrices were developed for each economy, detailing the flow of spending in an economy that occurs as a consequence of spending in a given sector;
- For each of the comparator sectors, a spending shock of \$1 million was simulated, with the resulting spending impacts in every sector in the economy recorded;
- These spending outcomes were translated into gross value added (GVA) using the GVA/output ratios available in the input-output tables, and employment, using productivity level data developed from the GDP and employment figures derived elsewhere in the study;
- Travel & Tourism multipliers are drawn from Oxford Economics / WTTC ongoing Tourism Satellite Account analysis; and,
- Global and regional multipliers were calculated as the weighted average of all relevant nations, with weightings assigned according to sector GDP.



ABOUT AMERICAN EXPRESS

American Express is a global services company, providing customers with access to an array of charge, credit, pre-paid and co-brand cards for consumers and small businesses. Additionally, American Express Travel offers unique travel and concierge services to premium card members through its Platinum,

Gold, and Centurion travel and lifestyle services. American Express also offers a suite of B2B and T&E payment solutions through its Global Corporate Payments division that help organizations streamline processes and transform them into opportunities for savings, control and efficiency.



ABOUT OXFORD ECONOMICS

Oxford Economics is one of the world's leading providers of economic analysis, forecasts and consulting advice. Founded in 1981 as a joint venture with Oxford University's business college, Oxford Economics enjoys a reputation for high quality, quantitative analysis and evidence-based advice.

For this, it draws on 250 full-time staff including 150 highly-experienced professional economists; a dedicated data analysis team; global modelling tools, and a range of partner institutions across the globe. Oxford Economics has offices in Oxford, London, New York, Singapore, Belfast, Chicago, Dubai, Miami, Milan, Paris, Philadelphia, San Francisco, and Washington DC.



ABOUT WORLD TRAVEL & TOURISM COUNCIL

WTTC promotes sustainable growth for the sector, working with governments and international institutions to create jobs, to drive exports, and to generate prosperity. Council Members are the Chairs, Presidents, and Chief Executives of the world's leading private sector Travel & Tourism businesses.

WTTC works to raise awareness of Travel & Tourism as one of the world's largest industries, supporting 292 million jobs and generating 10.2% of global GDP in 2016.

To download reports or data, please visit www.wttc.org



THE AUTHORITY ON WORLD TRAVEL & TOURISM

WORLD TRAVEL & TOURISM COUNCIL (WTTC), The Harlequin Building, 65 Southwark Street, London SE1 0HR, United Kingdom
Tel: +44 (0) 207 481 8007 | Email: enquiries@wttc.org | www.wttc.org

© World Travel & Tourism Council: Travel & Tourism Benchmarking Reports 2017 - June 2017. All rights reserved.

The copyright laws of the United Kingdom allow certain uses of this content without our (i.e. the copyright owner's) permission. You are permitted to use limited extracts of this content, provided such use is fair and when such use is for non-commercial research, private study, review or news reporting. The following acknowledgment must also be used, whenever our content is used relying on this "fair dealing" exception:
"Source: World Travel & Tourism Council: Travel & Tourism Benchmarking Reports 2017 - March 2017. All rights reserved."

If your use of the content would not fall under the "fair dealing" exception described above, you are permitted to use this content in whole or in part for non-commercial or commercial use provided you comply with the Attribution, Non-Commercial 4.0 International Creative Commons Licence - <https://creativecommons.org/licenses/by-nd/4.0/>. In particular, the content is not amended and the following acknowledgment is used, whenever our content is used:
"Source: World Travel & Tourism Council: Travel & Tourism Benchmarking Reports 2017 - March 2017. All rights reserved. Licensed under the Attribution, Non-Commercial 4.0 International Creative Commons Licence - <https://creativecommons.org/licenses/by-nd/4.0/>"



You may not apply legal terms or technological measures that legally restrict others from doing anything this license permits.