

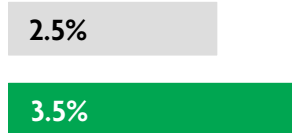
DOMINICAN REPUBLIC

2020 ANNUAL RESEARCH: KEY HIGHLIGHTS¹

GLOBAL DATA 2019



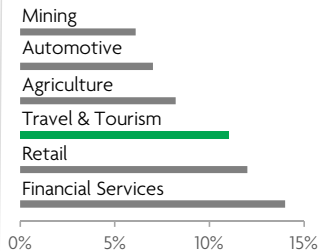
While the global economy grew by 2.5%,
Travel & Tourism grew significantly more at 3.5%



1 in 4 net new jobs were created by Travel & Tourism over the last five years



Global GDP impact by sector (2018 data). Share of total economy GDP



DOMINICAN REPUBLIC 2019 KEY DATA



CONTRIBUTION OF TRAVEL & TOURISM TO GDP

16.3% OF TOTAL ECONOMY

Total T&T GDP = DOP729.1BN (USD14,341.9MN)

+2.0%

2019 Travel & Tourism GDP growth vs **+3.9%** real economy GDP growth



CONTRIBUTION OF TRAVEL & TOURISM TO EMPLOYMENT

810.8 JOBS (000's)
(17.3% of total employment)

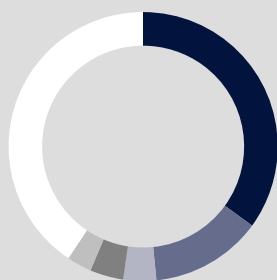


INTERNATIONAL VISITOR IMPACT

DOP403.8_{BN}

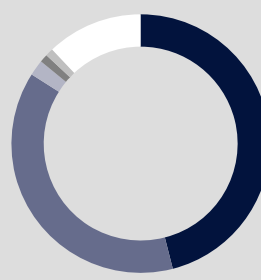
in visitor spend (**37.7%** of total exports)
(USD7,941.9MN)

INBOUND ARRIVALS



- 1. UNITED STATES **35%**
- 2. CANADA **13%**
- 3. GERMANY **4%**
- 4. FRANCE **4%**
- 5. RUSSIAN FEDERATION **3%**
- REST OF WORLD **41%**


OUTBOUND DEPARTURES



- 1. UNITED STATES **46%**
- 2. FRANCE **38%**
- 3. COLOMBIA **2%**
- 4. MEXICO **1%**
- 5. PANAMA **1%**
- REST OF WORLD **12%**

Note: Data are average shares over the 2016-2018 period
Source: Oxford Economics, national sources and UNWTO

SECTOR CHARACTERISTICS (2019)



¹All values are in constant 2019 prices & exchange rates
As reported in March 2020