

### GLOBAL DATA 2019



While the global economy grew by 2.5%,  
**Travel & Tourism grew significantly more at 3.5%**



**1 in 4 net new jobs** were created by Travel & Tourism over the last five years



**Global GDP impact by sector (2018 data).** Share of total economy GDP



### ESWATINI 2019 KEY DATA



CONTRIBUTION OF TRAVEL & TOURISM TO GDP

**5.5% OF TOTAL ECONOMY**

Total T&T GDP = SZL3,532.2MN (USD243.9MN)

**-8.7%**

2019 Travel & Tourism GDP growth vs **+0.2%** real economy GDP growth



CONTRIBUTION OF TRAVEL & TOURISM TO EMPLOYMENT

**17.3** JOBS (000's)

(5.8% of total employment)

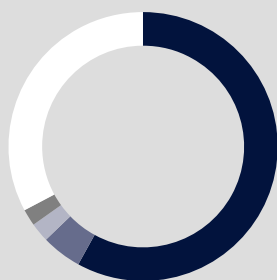


INTERNATIONAL VISITOR IMPACT

**szL166.6<sub>MN</sub>**

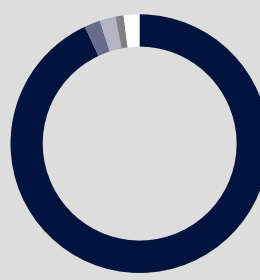
in visitor spend (**0.5%** of total exports) (USD11.5MN)

### INBOUND ARRIVALS



- 1. SOUTH AFRICA **58%**
- 2. MOZAMBIQUE **5%**
- 3. PORTUGAL **2%**
- 4. UNITED KINGDOM **2%**
- 5. AUSTRALIA **0%**
- **REST OF WORLD 33%**


### OUTBOUND DEPARTURES



- 1. SOUTH AFRICA **93%**
- 2. ZIMBABWE **2%**
- 3. MOZAMBIQUE **2%**
- 4. BOTSWANA **1%**
- 5. LESOTHO **0%**
- **REST OF WORLD 2%**

Note: Data are average shares over the 2016-2018 period  
Source: Oxford Economics, national sources and UNWTO

### SECTOR CHARACTERISTICS (2019)



<sup>1</sup>All values are in constant 2019 prices & exchange rates  
As reported in March 2020