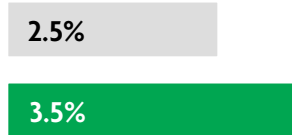


GLOBAL DATA 2019



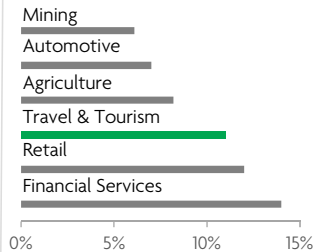
While the global economy grew by 2.5%,  
**Travel & Tourism grew significantly more at 3.5%**



**1 in 4 net new jobs** were created by Travel & Tourism over the last five years



**Global GDP impact by sector (2018 data).** Share of total economy GDP



FIJI 2019 KEY DATA



CONTRIBUTION OF TRAVEL & TOURISM TO GDP

**34.0%** OF TOTAL ECONOMY

Total T&T GDP = FJD3,828.0MN (USD1,774.4MN)

**+3.5%**

2019 Travel & Tourism GDP growth vs **+2.5%** real economy GDP growth



CONTRIBUTION OF TRAVEL & TOURISM TO EMPLOYMENT

**90.7** JOBS (000's)

(26.3% of total employment)



INTERNATIONAL VISITOR IMPACT

**FJD2,998.2<sub>MN</sub>**

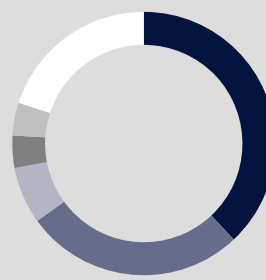
in visitor spend (**46.9%** of total exports) (USD1,389.7MN)

INBOUND ARRIVALS



- 1. AUSTRALIA **44%**
- 2. NEW ZEALAND **22%**
- 3. UNITED STATES **9%**
- 4. CHINA **6%**
- 5. UNITED KINGDOM **2%**
- REST OF WORLD **17%**


OUTBOUND DEPARTURES



- 1. AUSTRALIA **38%**
- 2. NEW ZEALAND **27%**
- 3. UNITED STATES **7%**
- 4. CHINA **4%**
- 5. INDIA **4%**
- REST OF WORLD **20%**

Note: Data are average shares over the 2016-2018 period  
Source: Oxford Economics, national sources and UNWTO

SECTOR CHARACTERISTICS (2019)



<sup>1</sup>All values are in constant 2019 prices & exchange rates  
As reported in March 2020