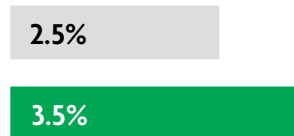


GLOBAL DATA 2019



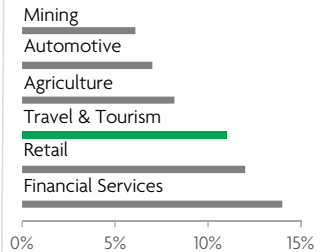
While the global economy grew by 2.5%,
Travel & Tourism grew significantly more at 3.5%



1 in 4 net new jobs were created by Travel & Tourism over the last five years



Global GDP impact by sector (2018 data). Share of total economy GDP



FRANCE 2019 KEY DATA



CONTRIBUTION OF TRAVEL & TOURISM TO GDP

8.5% OF TOTAL ECONOMY

Total T&T GDP = EUR205.6BN (USD229.3BN)

+1.9%

2019 Travel & Tourism GDP growth vs **+1.2%** real economy GDP growth



CONTRIBUTION OF TRAVEL & TOURISM TO EMPLOYMENT

2,678.1 JOBS (000's)

(9.4% of total employment)



INTERNATIONAL VISITOR IMPACT

EUR58.6_{BN}

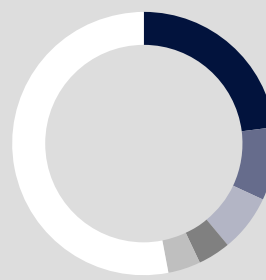
in visitor spend (**7.7%** of total exports) (USD65.4BN)

INBOUND ARRIVALS



- 1. GERMANY 14%
- 2. UNITED KINGDOM 14%
- 3. BELGIUM 12%
- 4. ITALY 8%
- 5. SWITZERLAND 8%
- REST OF WORLD 44%


OUTBOUND DEPARTURES



- 1. SPAIN 23%
- 2. ITALY 9%
- 3. UNITED KINGDOM 7%
- 4. PORTUGAL 4%
- 5. GERMANY 4%
- REST OF WORLD 53%

Note: Data are average shares over the 2016-2018 period
Source: Oxford Economics, national sources and UNWTO

SECTOR CHARACTERISTICS (2019)



¹All values are in constant 2019 prices & exchange rates
As reported in March 2020