


GABON

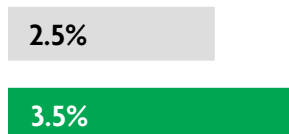
2020 ANNUAL RESEARCH: KEY HIGHLIGHTS¹

GLOBAL DATA 2019


10.3%
Total GDP contribution


330MN
Jobs globally (1 in 10 jobs)

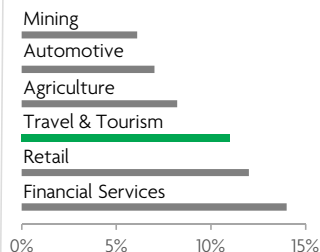
While the global economy grew by 2.5%,
Travel & Tourism grew significantly more at 3.5%



1 in 4 net new jobs were created by Travel & Tourism over the last five years



Global GDP impact by sector (2018 data). Share of total economy GDP



GABON 2019 KEY DATA



CONTRIBUTION OF TRAVEL & TOURISM TO GDP

3.0% OF TOTAL ECONOMY

Total T&T GDP = XAF292.4BN (USD499.0MN)

+6.8%

2019 Travel & Tourism GDP growth vs **+2.7%** real economy GDP growth



CONTRIBUTION OF TRAVEL & TOURISM TO EMPLOYMENT

18.6 JOBS (000's)

(3.2% of total employment)




INTERNATIONAL VISITOR IMPACT

XAF29.3_{BN}

in visitor spend (**0.8%** of total exports) (USD49.9MN)


OUTBOUND DEPARTURES

1. NIGERIA
 2. CÔTE D'IVOIRE
 3. SOUTH AFRICA
 4. MOROCCO
 5. CENTRAL AFRICAN REPUBLIC
- REST OF WORLD**



Note: Data are average shares over the 2016-2018 period
Source: Oxford Economics, national sources and UNWTO

SECTOR CHARACTERISTICS (2019)



¹All values are in constant 2019 prices & exchange rates
As reported in March 2020