

# GUADELOUPE

## 2020 ANNUAL RESEARCH: KEY HIGHLIGHTS<sup>1</sup>

### GLOBAL DATA 2019



While the global economy grew by 2.5%, **Travel & Tourism grew significantly more at 3.5%**



**1 in 4 net new jobs** were created by Travel & Tourism over the last five years



**Global GDP impact by sector (2018 data).** Share of total economy GDP



### GUADELOUPE 2019 KEY DATA



CONTRIBUTION OF TRAVEL & TOURISM TO GDP

**9.5% OF TOTAL ECONOMY**

Total T&T GDP = EUR903.5MN (USD1,007.2MN)

**+4.0%**

2019 Travel & Tourism GDP growth vs **+0.5%** real economy GDP growth



CONTRIBUTION OF TRAVEL & TOURISM TO EMPLOYMENT

**13.3** JOBS (000's)

(10.7% of total employment)

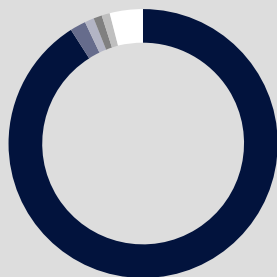


INTERNATIONAL VISITOR IMPACT

**EUR448.1<sub>MN</sub>**

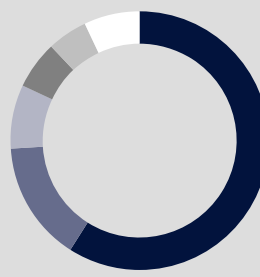
in visitor spend (**32.7%** of total exports) (USD499.5MN)

### INBOUND ARRIVALS



- 1. FRANCE **91%**
- 2. UNITED STATES **2%**
- 3. DOMINICA **1%**
- 4. BELGIUM **1%**
- 5. GERMANY **1%**
- REST OF WORLD **4%**


### OUTBOUND DEPARTURES



- 1. MARTINIQUE **59%**
- 2. DOMINICA **15%**
- 3. UNITED STATES **8%**
- 4. CANADA **6%**
- 5. DOMINICAN REPUBLIC **5%**
- REST OF WORLD **7%**

Note: Data are average shares over the 2016-2018 period  
Source: Oxford Economics, national sources and UNWTO

### SECTOR CHARACTERISTICS (2019)



<sup>1</sup>All values are in constant 2019 prices & exchange rates  
As reported in March 2020