

# HAITI

## 2020 ANNUAL RESEARCH: KEY HIGHLIGHTS<sup>1</sup>

### GLOBAL DATA 2019



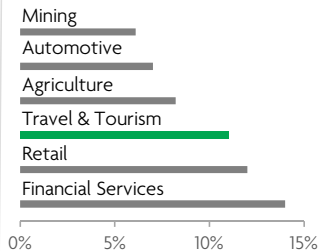
While the global economy grew by 2.5%,  
**Travel & Tourism grew significantly more at 3.5%**



**1 in 4 net new jobs** were created by Travel & Tourism over the last five years



**Global GDP impact by sector (2018 data).** Share of total economy GDP



### HAITI 2019 KEY DATA



CONTRIBUTION OF TRAVEL & TOURISM TO GDP

**8.4% OF TOTAL ECONOMY**

Total T&T GDP = HTG63,929.3MN (USD705.4MN)

**-10.0%**

2019 Travel & Tourism GDP growth vs **+1.7%** real economy GDP growth



CONTRIBUTION OF TRAVEL & TOURISM TO EMPLOYMENT

**382.8** JOBS (000's)  
(8.6% of total employment)

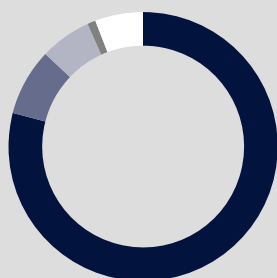


INTERNATIONAL VISITOR IMPACT

**HTG43,031.5<sub>MN</sub>**

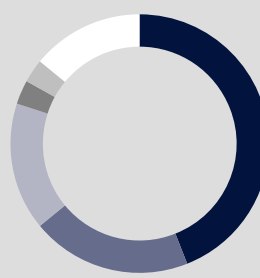
in visitor spend (**24.4%** of total exports)  
(USD474.8MN)

### INBOUND ARRIVALS



- 1. UNITED STATES **79%**
- 2. CANADA **8%**
- 3. FRANCE **6%**
- 4. DOMINICAN REPUBLIC **1%**
- 5. MEXICO **0%**
- REST OF WORLD **6%**


### OUTBOUND DEPARTURES



- 1. UNITED STATES **44%**
- 2. CHILE **20%**
- 3. FRANCE **16%**
- 4. DOMINICAN REPUBLIC **3%**
- 5. CANADA **3%**
- REST OF WORLD **14%**

Note: Data are average shares over the 2016-2018 period  
Source: Oxford Economics, national sources and UNWTO

### SECTOR CHARACTERISTICS (2019)



<sup>1</sup>All values are in constant 2019 prices & exchange rates  
As reported in March 2020