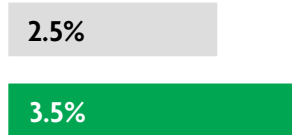


### GLOBAL DATA 2019



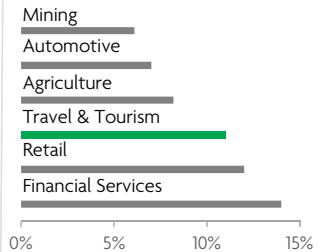
While the global economy grew by 2.5%,  
**Travel & Tourism grew significantly more at 3.5%**



**1 in 4 net new jobs** were created by Travel & Tourism over the last five years



**Global GDP impact by sector (2018 data).** Share of total economy GDP



### HONDURAS 2019 KEY DATA



CONTRIBUTION OF TRAVEL & TOURISM TO GDP

**11.7% OF TOTAL ECONOMY**

Total T&T GDP = HNL72.1BN (USD2,918.8MN)

**+1.7%**

2019 Travel & Tourism GDP growth vs **+2.5%** real economy GDP growth



CONTRIBUTION OF TRAVEL & TOURISM TO EMPLOYMENT

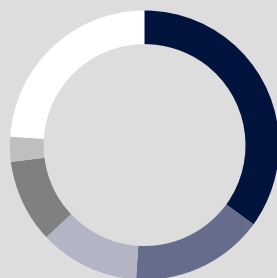
**504.0** JOBS (000's)  
(12.2% of total employment)



INTERNATIONAL VISITOR IMPACT

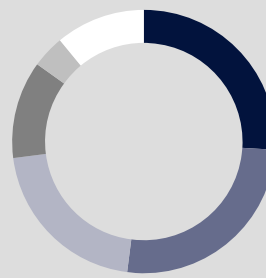
**HNL19.0<sub>BN</sub>**  
in visitor spend (**7.6%** of total exports)  
(USD769.6MN)

### INBOUND ARRIVALS



- 1. UNITED STATES **35%**
- 2. EL SALVADOR **16%**
- 3. GUATEMALA **12%**
- 4. NICARAGUA **10%**
- 5. CANADA **3%**
- **REST OF WORLD 24%**


### OUTBOUND DEPARTURES



- 1. EL SALVADOR **26%**
- 2. NICARAGUA **26%**
- 3. UNITED STATES **21%**
- 4. GUATEMALA **12%**
- 5. COSTA RICA **4%**
- **REST OF WORLD 11%**

Note: Data are average shares over the 2016-2018 period  
Source: Oxford Economics, national sources and UNWTO

### SECTOR CHARACTERISTICS (2019)



<sup>1</sup>All values are in constant 2019 prices & exchange rates  
As reported in March 2020