

GLOBAL DATA 2019



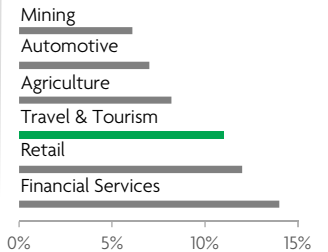
While the global economy grew by 2.5%,
Travel & Tourism grew significantly more at 3.5%



1 in 4 net new jobs were created by Travel & Tourism over the last five years



Global GDP impact by sector (2018 data). Share of total economy GDP



IRAN 2019 KEY DATA



CONTRIBUTION OF TRAVEL & TOURISM TO GDP

6.8% OF TOTAL ECONOMY
Total T&T GDP = IRR1,377,440.0BN (USD32.3BN)

-5.4%

2019 Travel & Tourism GDP growth vs **-9.3%** real economy GDP growth



CONTRIBUTION OF TRAVEL & TOURISM TO EMPLOYMENT

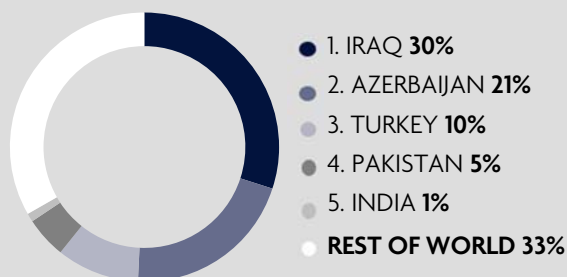
1,734.7 JOBS (000's)
(7.3% of total employment)



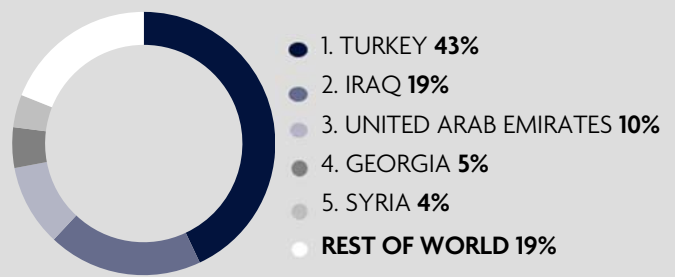
INTERNATIONAL VISITOR IMPACT

IRR267,232_{BN}
in visitor spend (**8.0%** of total exports)
(USD6.3BN)

INBOUND ARRIVALS




OUTBOUND DEPARTURES



Note: Data are average shares over the 2016-2018 period
Source: Oxford Economics, national sources and UNWTO

SECTOR CHARACTERISTICS (2019)



¹All values are in constant 2019 prices & exchange rates
As reported in March 2020