

GLOBAL DATA 2019



While the global economy grew by 2.5%, **Travel & Tourism grew significantly more at 3.5%**



1 in 4 net new jobs were created by Travel & Tourism over the last five years



Global GDP impact by sector (2018 data). Share of total economy GDP



JAMAICA 2019 KEY DATA



CONTRIBUTION OF TRAVEL & TOURISM TO GDP

31.1% OF TOTAL ECONOMY

Total T&T GDP = JMD667.2BN (USD5,025.4MN)

+7.1%

2019 Travel & Tourism GDP growth vs **+1.6%** real economy GDP growth



CONTRIBUTION OF TRAVEL & TOURISM TO EMPLOYMENT

406.1 JOBS (000's)
(32.8% of total employment)

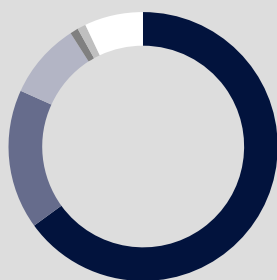


INTERNATIONAL VISITOR IMPACT

JMD466.7_{BN}

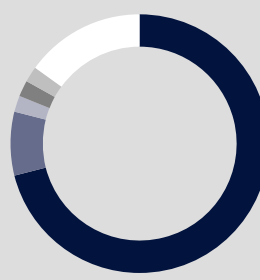
in visitor spend (**56.7%** of total exports)
(USD3,515.3MN)

INBOUND ARRIVALS



- 1. UNITED STATES **65%**
- 2. CANADA **17%**
- 3. UNITED KINGDOM **9%**
- 4. GERMANY **1%**
- 5. CAYMAN ISLANDS **1%**
- REST OF WORLD **7%**


OUTBOUND DEPARTURES



- 1. UNITED STATES **71%**
- 2. CANADA **8%**
- 3. BARBADOS **2%**
- 4. CAYMAN ISLANDS **2%**
- 5. CHINA **2%**
- REST OF WORLD **15%**

Note: Data are average shares over the 2016-2018 period
Source: Oxford Economics, national sources and UNWTO

SECTOR CHARACTERISTICS (2019)



¹All values are in constant 2019 prices & exchange rates
As reported in March 2020