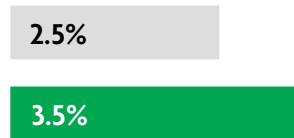


GLOBAL DATA 2019



While the global economy grew by 2.5%,
Travel & Tourism grew significantly more at 3.5%



1 in 4 net new jobs were created by Travel & Tourism over the last five years



Global GDP impact by sector (2018 data). Share of total economy GDP



KYRGYZSTAN 2019 KEY DATA



CONTRIBUTION OF TRAVEL & TOURISM TO GDP

8.3% OF TOTAL ECONOMY

Total T&T GDP = KGS50.6BN (USD722.5MN)

+14.0%

2019 Travel & Tourism GDP growth vs **+4.2%** real economy GDP growth



CONTRIBUTION OF TRAVEL & TOURISM TO EMPLOYMENT

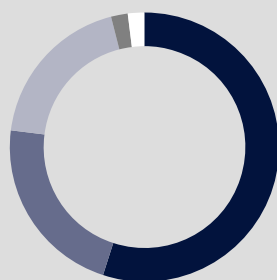
209.1 JOBS (000's)
(8.5% of total employment)



INTERNATIONAL VISITOR IMPACT

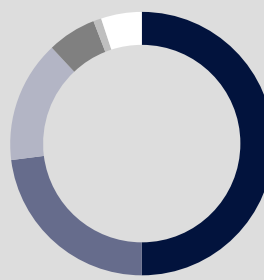
KGS36.1_{BN}
in visitor spend (**18.6%** of total exports)
(USD515.1MN)

INBOUND ARRIVALS



- 1. KAZAKHSTAN **55%**
- 2. RUSSIAN FEDERATION **22%**
- 3. UZBEKISTAN **19%**
- 4. CHINA **2%**
- 5. UKRAINE **0%**
- REST OF WORLD **2%**


OUTBOUND DEPARTURES



- 1. KAZAKHSTAN **50%**
- 2. RUSSIAN FEDERATION **23%**
- 3. UZBEKISTAN **15%**
- 4. TURKEY **6%**
- 5. CHINA **1%**
- REST OF WORLD **5%**

Note: Data are average shares over the 2016-2018 period
Source: Oxford Economics, national sources and UNWTO

SECTOR CHARACTERISTICS (2019)



¹All values are in constant 2019 prices & exchange rates
As reported in March 2020