

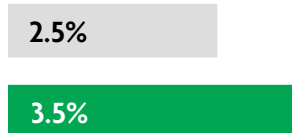
LESOTHO

2020 ANNUAL RESEARCH: KEY HIGHLIGHTS¹

GLOBAL DATA 2019



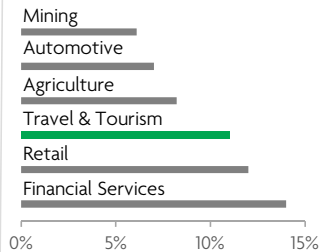
While the global economy grew by 2.5%,
Travel & Tourism grew significantly more at 3.5%



1 in 4 net new jobs were created by Travel & Tourism over the last five years



Global GDP impact by sector (2018 data). Share of total economy GDP



LESOTHO 2019 KEY DATA



CONTRIBUTION OF TRAVEL & TOURISM TO GDP

12.3% OF TOTAL ECONOMY

Total T&T GDP = LSL4,953.0MN (USD342.0MN)

+3.3%

2019 Travel & Tourism GDP growth vs **+2.0%** real economy GDP growth



CONTRIBUTION OF TRAVEL & TOURISM TO EMPLOYMENT

92.9 JOBS (000's)
(12.6% of total employment)

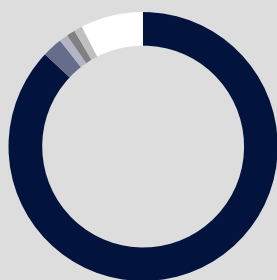


INTERNATIONAL VISITOR IMPACT

LSL345.7 MN

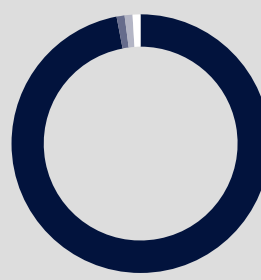
in visitor spend (**2.1%** of total exports) (USD23.9MN)

INBOUND ARRIVALS



- 1. SOUTH AFRICA **87%**
- 2. ZIMBABWE **2%**
- 3. UNITED STATES **1%**
- 4. GERMANY **1%**
- 5. NETHERLANDS **1%**
- **REST OF WORLD 8%**


OUTBOUND DEPARTURES



- 1. SOUTH AFRICA **97%**
- 2. ZIMBABWE **1%**
- 3. BOTSWANA **1%**
- 4. CHINA **0%**
- 5. TANZANIA **0%**
- **REST OF WORLD 1%**

Note: Data are average shares over the 2016-2018 period
Source: Oxford Economics, national sources and UNWTO

SECTOR CHARACTERISTICS (2019)



¹All values are in constant 2019 prices & exchange rates
As reported in March 2020