

# LUXEMBOURG

## 2020 ANNUAL RESEARCH: KEY HIGHLIGHTS<sup>1</sup>

### GLOBAL DATA 2019



While the global economy grew by 2.5%,  
**Travel & Tourism grew significantly more at 3.5%**



**1 in 4 net new jobs** were created by Travel & Tourism over the last five years



**Global GDP impact by sector (2018 data).** Share of total economy GDP



### LUXEMBOURG 2019 KEY DATA



CONTRIBUTION OF TRAVEL & TOURISM TO GDP

**8.9% OF TOTAL ECONOMY**

Total T&T GDP = EUR5,652.4MN (USD6,302.8MN)

**+1.7%**

2019 Travel & Tourism GDP growth vs **+3.2%** real economy GDP growth



CONTRIBUTION OF TRAVEL & TOURISM TO EMPLOYMENT

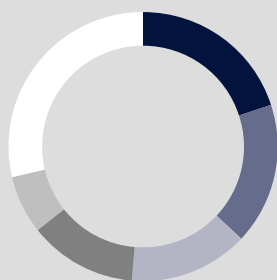
**30.6** JOBS ('000's)  
(11.1% of total employment)



INTERNATIONAL VISITOR IMPACT

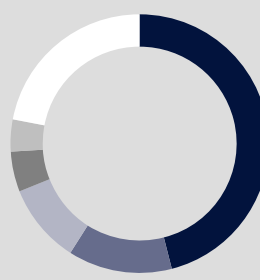
**EUR4,340.1<sub>MN</sub>**  
in visitor spend (**3.3%** of total exports)  
(USD4,839.5MN)

### INBOUND ARRIVALS



- 1. BELGIUM 20%
- 2. NETHERLANDS 17%
- 3. GERMANY 14%
- 4. FRANCE 13%
- 5. UNITED KINGDOM 7%
- REST OF WORLD 29%


### OUTBOUND DEPARTURES



- 1. FRANCE 46%
- 2. GERMANY 13%
- 3. SPAIN 10%
- 4. BELGIUM 5%
- 5. ITALY 4%
- REST OF WORLD 22%

Note: Data are average shares over the 2016-2018 period  
Source: Oxford Economics, national sources and UNWTO

### SECTOR CHARACTERISTICS (2019)



<sup>1</sup>All values are in constant 2019 prices & exchange rates  
As reported in March 2020