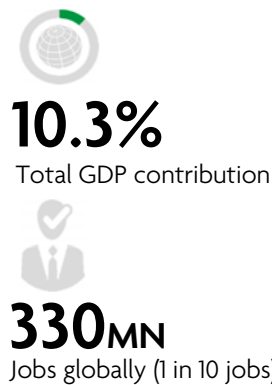


GLOBAL DATA 2019



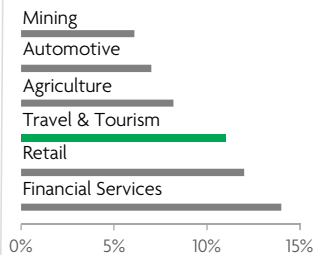
While the global economy grew by 2.5%,
Travel & Tourism grew significantly more at 3.5%



1 in 4 net new jobs were created by Travel & Tourism over the last five years



Global GDP impact by sector (2018 data). Share of total economy GDP



MALAWI 2019 KEY DATA



CONTRIBUTION OF TRAVEL & TOURISM TO GDP

6.7% OF TOTAL ECONOMY
Total T&T GDP = MWK389,421.0MN (USD523.1MN)

+3.2%

2019 Travel & Tourism GDP growth vs **+3.0%** real economy GDP growth



CONTRIBUTION OF TRAVEL & TOURISM TO EMPLOYMENT

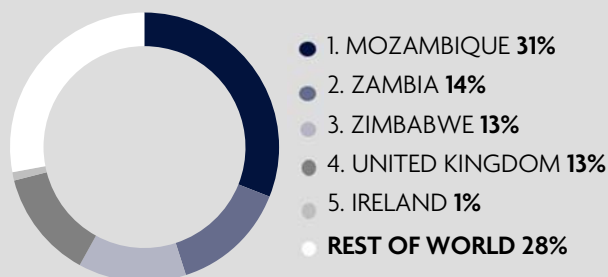
525.9 JOBS (000's)
(6.8% of total employment)



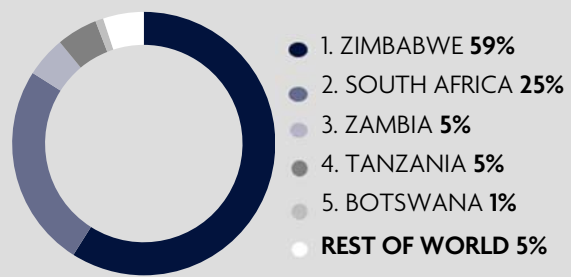
INTERNATIONAL VISITOR IMPACT

MWK32,649.6_{MN}
in visitor spend (**2.2%** of total exports)
(USD43.9MN)

INBOUND ARRIVALS




OUTBOUND DEPARTURES



Note: Data are average shares over the 2016-2018 period
Source: Oxford Economics, national sources and UNWTO

SECTOR CHARACTERISTICS (2019)



¹All values are in constant 2019 prices & exchange rates
As reported in March 2020