

# MEXICO

## 2020 ANNUAL RESEARCH: KEY HIGHLIGHTS<sup>1</sup>

### GLOBAL DATA 2019



While the global economy grew by 2.5%,  
**Travel & Tourism grew significantly more at 3.5%**



**1 in 4 net new jobs** were created by Travel & Tourism over the last five years



**Global GDP impact by sector (2018 data).** Share of total economy GDP



### MEXICO 2019 KEY DATA



CONTRIBUTION OF TRAVEL & TOURISM TO GDP

**15.5% OF TOTAL ECONOMY**  
Total T&T GDP = MXN3,761.2BN (USD195.7BN)

**+1.8%**

2019 Travel & Tourism GDP growth vs **-0.1%** real economy GDP growth



CONTRIBUTION OF TRAVEL & TOURISM TO EMPLOYMENT

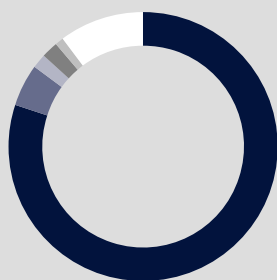
**7,232.9** JOBS (000's)  
(13.3% of total employment)



INTERNATIONAL VISITOR IMPACT

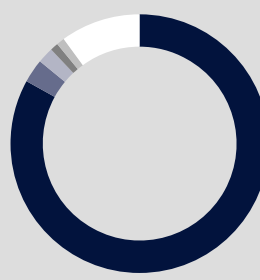
**MXN499.8<sub>BN</sub>**  
in visitor spend (**5.2%** of total exports)  
(USD26.0BN)

### INBOUND ARRIVALS



- 1. UNITED STATES **80%**
- 2. CANADA **5%**
- 3. SPAIN **2%**
- 4. UNITED KINGDOM **2%**
- 5. FRANCE **1%**
- **REST OF WORLD 10%**


### OUTBOUND DEPARTURES



- 1. UNITED STATES **83%**
- 2. FRANCE **3%**
- 3. SPAIN **2%**
- 4. CANADA **1%**
- 5. ITALY **1%**
- **REST OF WORLD 10%**

Note: Data are average shares over the 2016-2018 period  
Source: Oxford Economics, national sources and UNWTO

### SECTOR CHARACTERISTICS (2019)



<sup>1</sup>All values are in constant 2019 prices & exchange rates  
As reported in March 2020