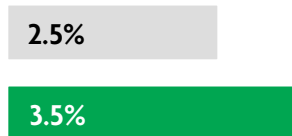


GLOBAL DATA 2019



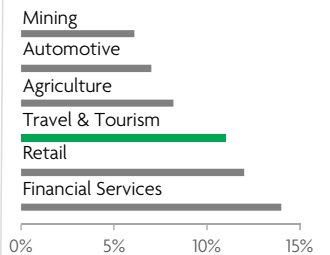
While the global economy grew by 2.5%,
Travel & Tourism grew significantly more at 3.5%



1 in 4 net new jobs were created by Travel & Tourism over the last five years



Global GDP impact by sector (2018 data). Share of total economy GDP



MOLDOVA 2019 KEY DATA



CONTRIBUTION OF TRAVEL & TOURISM TO GDP

7.3% OF TOTAL ECONOMY

Total T&T GDP = MDL13.2BN (USD749.7MN)

+3.9%

2019 Travel & Tourism GDP growth vs **+4.9%** real economy GDP growth



CONTRIBUTION OF TRAVEL & TOURISM TO EMPLOYMENT

94.3 JOBS (000's)

(7.6% of total employment)

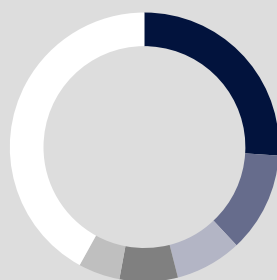


INTERNATIONAL VISITOR IMPACT

MDL8.1_{BN}

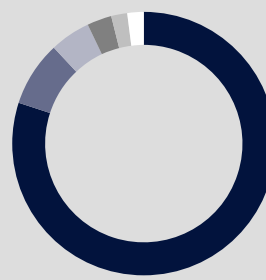
in visitor spend (**11.1%** of total exports) (USD459.7MN)

INBOUND ARRIVALS



- 1. ROMANIA **26%**
- 2. UKRAINE **12%**
- 3. RUSSIAN FEDERATION **8%**
- 4. UNITED STATES **7%**
- 5. GERMANY **5%**
- **REST OF WORLD 42%**


OUTBOUND DEPARTURES



- 1. UKRAINE **80%**
- 2. RUSSIAN FEDERATION **8%**
- 3. BULGARIA **5%**
- 4. TURKEY **3%**
- 5. ROMANIA **2%**
- **REST OF WORLD 2%**

Note: Data are average shares over the 2016-2018 period
Source: Oxford Economics, national sources and UNWTO

SECTOR CHARACTERISTICS (2019)



¹All values are in constant 2019 prices & exchange rates
As reported in March 2020