

NORTH MACEDONIA

2020 ANNUAL RESEARCH: KEY HIGHLIGHTS¹

GLOBAL DATA 2019



While the global economy grew by 2.5%,
Travel & Tourism grew significantly more at 3.5%



1 in 4 net new jobs were created by Travel & Tourism over the last five years



Global GDP impact by sector (2018 data). Share of total economy GDP



NORTH MACEDONIA 2019 KEY DATA



CONTRIBUTION OF TRAVEL & TOURISM TO GDP

6.2% OF TOTAL ECONOMY

Total T&T GDP = MKD43.6BN (USD790.1MN)

+3.8%

2019 Travel & Tourism GDP growth vs **+3.1%** real economy GDP growth



CONTRIBUTION OF TRAVEL & TOURISM TO EMPLOYMENT

52.0 JOBS (000's)

(6.6% of total employment)

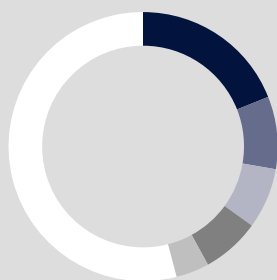


INTERNATIONAL VISITOR IMPACT

MKD21.8_{BN}

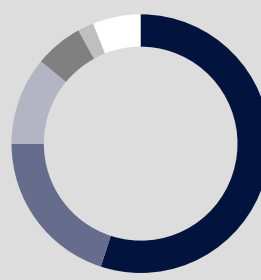
in visitor spend (**4.9%** of total exports) (USD394.2MN)

INBOUND ARRIVALS



- 1. TURKEY 19%
- 2. SERBIA 9%
- 3. BULGARIA 7%
- 4. GREECE 7%
- 5. NETHERLANDS 4%
- REST OF WORLD 54%


OUTBOUND DEPARTURES



- 1. GREECE 55%
- 2. ALBANIA 20%
- 3. BULGARIA 11%
- 4. TURKEY 6%
- 5. SERBIA 2%
- REST OF WORLD 6%

Note: Data are average shares over the 2016-2018 period
Source: Oxford Economics, national sources and UNWTO

SECTOR CHARACTERISTICS (2019)



¹All values are in constant 2019 prices & exchange rates
As reported in March 2020