

# OTHER OCEANIC STATES

## 2020 ANNUAL RESEARCH: KEY HIGHLIGHTS<sup>1</sup>

### GLOBAL DATA 2019



**10.3%**

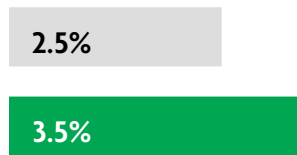
Total GDP contribution



**330MN**

Jobs globally (1 in 10 jobs)

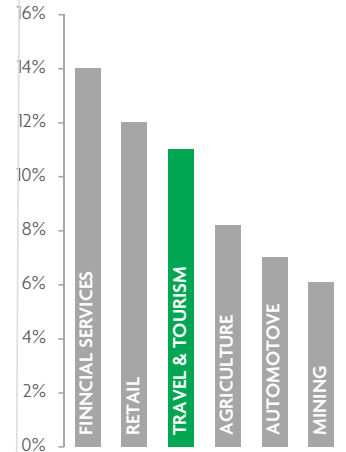
While the global economy grew by 2.5%,  
Travel & Tourism grew significantly more at 3.5%



1 in 4 net new jobs were created by Travel & Tourism over the last five years



Global GDP impact by sector (2018 data). Share of total economy GDP



### OTHER OCEANIC STATES 2019 KEY DATA



CONTRIBUTION OF TRAVEL & TOURISM TO GDP

**28.6%** OF TOTAL ECONOMY

Total T&T GDP = USD12,482.5MN

**+5.3%**

2019 Travel & Tourism GDP growth vs **+4.6%** real economy GDP growth



CONTRIBUTION OF TRAVEL & TOURISM TO EMPLOYMENT

**141.4** JOBS (000's)

(34.8% of total employment)




INTERNATIONAL VISITOR IMPACT

**USD9,930.0** MN

in visitor spend (55.3% of total exports)

### SECTOR CHARACTERISTICS (2019)



<sup>1</sup>All values are in constant 2019 prices & exchange rates  
As reported in March 2020