

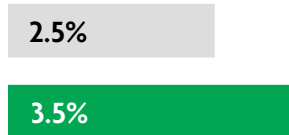
# PAPUA NEW GUINEA

## 2020 ANNUAL RESEARCH: KEY HIGHLIGHTS<sup>1</sup>

### GLOBAL DATA 2019



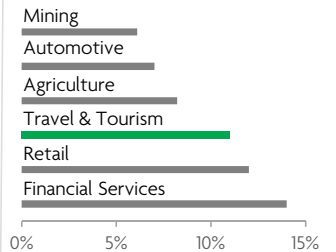
While the global economy grew by 2.5%,  
**Travel & Tourism grew significantly more at 3.5%**



**1 in 4 net new jobs** were created by Travel & Tourism over the last five years



**Global GDP impact by sector (2018 data).** Share of total economy GDP



### PAPUA NEW GUINEA 2019 KEY DATA



CONTRIBUTION OF TRAVEL & TOURISM TO GDP

**2.2% OF TOTAL ECONOMY**

Total T&T GDP = PGK1,693.5MN (USD503.0MN)

**+7.2%**

2019 Travel & Tourism GDP growth vs **+4.5%** real economy GDP growth



CONTRIBUTION OF TRAVEL & TOURISM TO EMPLOYMENT

**78.5** JOBS (000's)  
(2.2% of total employment)



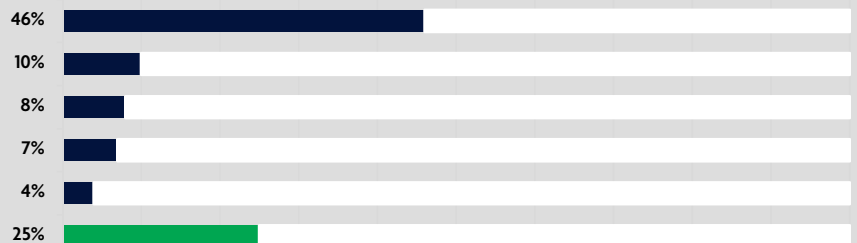
INTERNATIONAL VISITOR IMPACT

**PGK48.3<sub>MN</sub>**

in visitor spend (0.1% of total exports)  
(USD14.4MN)


### INBOUND ARRIVALS

- AUSTRALIA
- PHILIPPINES
- UNITED STATES
- CHINA
- NEW ZEALAND
- REST OF WORLD



Note: Data are average shares over the 2016-2018 period  
Source: Oxford Economics, national sources and UNWTO

### SECTOR CHARACTERISTICS (2019)



<sup>1</sup>All values are in constant 2019 prices & exchange rates  
As reported in March 2020