

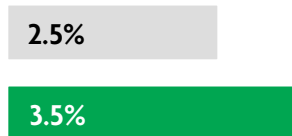
# PARAGUAY

## 2020 ANNUAL RESEARCH: KEY HIGHLIGHTS <sup>1</sup>

### GLOBAL DATA 2019



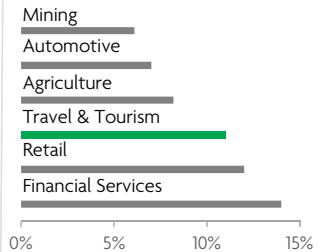
While the global economy grew by 2.5%,  
**Travel & Tourism grew significantly more at 3.5%**



**1 in 4 net new jobs** were created by Travel & Tourism over the last five years



**Global GDP impact by sector (2018 data).** Share of total economy GDP



### PARAGUAY 2019 KEY DATA



CONTRIBUTION OF TRAVEL & TOURISM TO GDP

**4.2% OF TOTAL ECONOMY**

Total T&T GDP = PYG9,979.5BN (USD1,608.5MN)

**+0.3%**

2019 Travel & Tourism GDP growth vs **-1.1%** real economy GDP growth



CONTRIBUTION OF TRAVEL & TOURISM TO EMPLOYMENT

**148.9** JOBS (000's)  
(4.5% of total employment)



INTERNATIONAL VISITOR IMPACT

**PYG2,335.7<sup>BN</sup>**  
in visitor spend (**2.8%** of total exports)  
(USD376.5MN)

### INBOUND ARRIVALS




### OUTBOUND DEPARTURES



Note: Data are average shares over the 2016-2018 period  
Source: Oxford Economics, national sources and UNWTO

### SECTOR CHARACTERISTICS (2019)



<sup>1</sup>All values are in constant 2019 prices & exchange rates  
As reported in March 2020