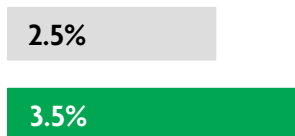


GLOBAL DATA 2019



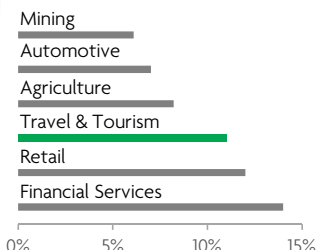
While the global economy grew by 2.5%,
Travel & Tourism grew significantly more at 3.5%



1 in 4 net new jobs were created by Travel & Tourism over the last five years



Global GDP impact by sector (2018 data). Share of total economy GDP



PERU 2019 KEY DATA



CONTRIBUTION OF TRAVEL & TOURISM TO GDP

9.3% OF TOTAL ECONOMY

Total T&T GDP = PEN73.8BN (USD22,088.4MN)

+2.9%

2019 Travel & Tourism GDP growth vs **+2.3%** real economy GDP growth



CONTRIBUTION OF TRAVEL & TOURISM TO EMPLOYMENT

1,299.2 JOBS (000's)
(7.5% of total employment)

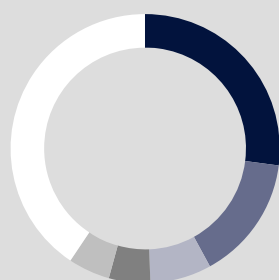


INTERNATIONAL VISITOR IMPACT

PEN17.5_{BN}

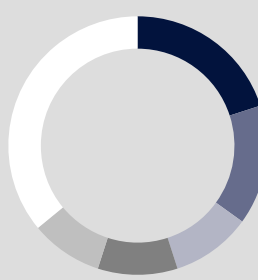
in visitor spend (**9.5%** of total exports)
(USD5,244.3MN)

INBOUND ARRIVALS



- 1. CHILE **27%**
- 2. UNITED STATES **15%**
- 3. ECUADOR **7%**
- 4. VENEZUELA **5%**
- 5. COLOMBIA **5%**
- **REST OF WORLD 41%**


OUTBOUND DEPARTURES



- 1. CHILE **20%**
- 2. UNITED STATES **15%**
- 3. BOLIVIA **10%**
- 4. MEXICO **10%**
- 5. ARGENTINA **9%**
- **REST OF WORLD 36%**

Note: Data are average shares over the 2016-2018 period
Source: Oxford Economics, national sources and UNWTO

SECTOR CHARACTERISTICS (2019)



¹All values are in constant 2019 prices & exchange rates
As reported in March 2020