

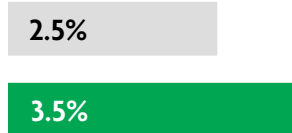
# PORTUGAL

## 2020 ANNUAL RESEARCH: KEY HIGHLIGHTS<sup>1</sup>

### GLOBAL DATA 2019



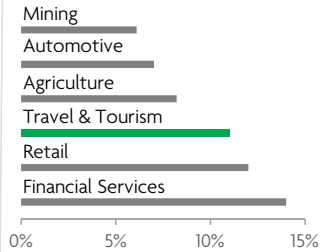
While the global economy grew by 2.5%,  
**Travel & Tourism grew significantly more at 3.5%**



**1 in 4 net new jobs** were created by Travel & Tourism over the last five years



**Global GDP impact by sector (2018 data).** Share of total economy GDP



### PORTUGAL 2019 KEY DATA



CONTRIBUTION OF TRAVEL & TOURISM TO GDP

**16.5% OF TOTAL ECONOMY**

Total T&T GDP = EUR34.6BN (USD38.6BN)

**+4.2%**

2019 Travel & Tourism GDP growth vs **+1.6%** real economy GDP growth



CONTRIBUTION OF TRAVEL & TOURISM TO EMPLOYMENT

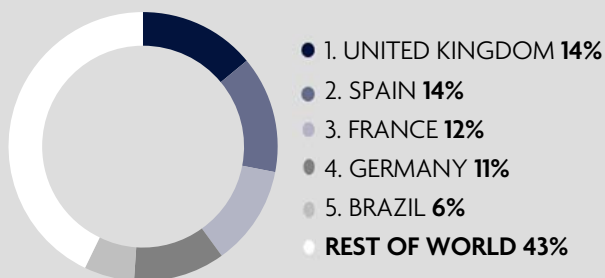
**902.4 JOBS (000's)**  
(18.6% of total employment)



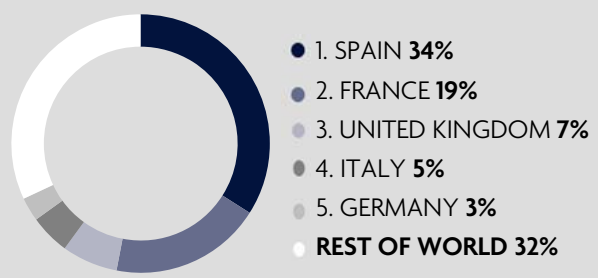
INTERNATIONAL VISITOR IMPACT

**EUR21.6<sub>BN</sub>**  
in visitor spend (**23.5%** of total exports)  
(USD24.1BN)

### INBOUND ARRIVALS




### OUTBOUND DEPARTURES



Note: Data are average shares over the 2016-2018 period  
Source: Oxford Economics, national sources and UNWTO

### SECTOR CHARACTERISTICS (2019)



<sup>1</sup>All values are in constant 2019 prices & exchange rates  
As reported in March 2020