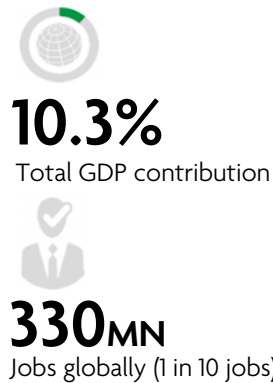


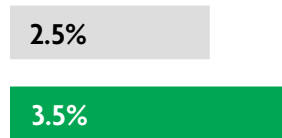
PUERTO RICO

2020 ANNUAL RESEARCH: KEY HIGHLIGHTS¹

GLOBAL DATA 2019



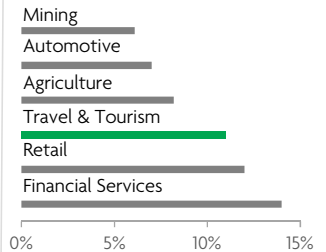
While the global economy grew by 2.5%,
Travel & Tourism grew significantly more at 3.5%



1 in 4 net new jobs were created by Travel & Tourism over the last five years



Global GDP impact by sector (2018 data). Share of total economy GDP



PUERTO RICO 2019 KEY DATA



CONTRIBUTION OF TRAVEL & TOURISM TO GDP

4.2% OF TOTAL ECONOMY

Total T&T GDP = USD4,617.7MN

+10.1%

2019 Travel & Tourism GDP growth vs **+2.3%** real economy GDP growth



CONTRIBUTION OF TRAVEL & TOURISM TO EMPLOYMENT

100.7 JOBS (000's)
(10.4% of total employment)

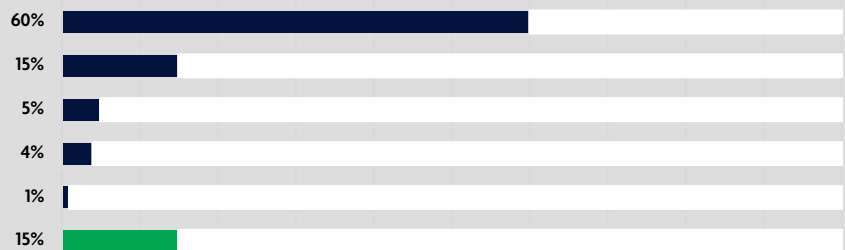


INTERNATIONAL VISITOR IMPACT

USD3,821.5_{MN}
in visitor spend (**4.7%** of total exports)


OUTBOUND DEPARTURES

1. DOMINICAN REPUBLIC
 2. US VIRGIN ISLANDS
 3. MEXICO
 4. COLOMBIA
 5. PANAMA
- REST OF WORLD**



Note: Data are average shares over the 2016-2018 period
Source: Oxford Economics, national sources and UNWTO

SECTOR CHARACTERISTICS (2019)



¹All values are in constant 2019 prices & exchange rates
As reported in March 2020