

GLOBAL DATA 2019



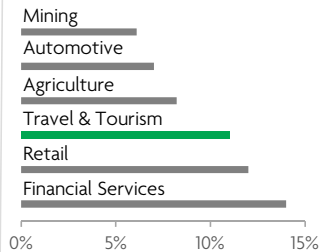
While the global economy grew by 2.5%,
Travel & Tourism grew significantly more at 3.5%



1 in 4 net new jobs were created by Travel & Tourism over the last five years



Global GDP impact by sector (2018 data). Share of total economy GDP



QATAR 2019 KEY DATA



CONTRIBUTION OF TRAVEL & TOURISM TO GDP

9.1% OF TOTAL ECONOMY

Total T&T GDP = QAR63.6BN (USD17,472.2MN)

-2.7%

2019 Travel & Tourism GDP growth vs **0.0%** real economy GDP growth



CONTRIBUTION OF TRAVEL & TOURISM TO EMPLOYMENT

250.1 JOBS (000's)
(11.8% of total employment)

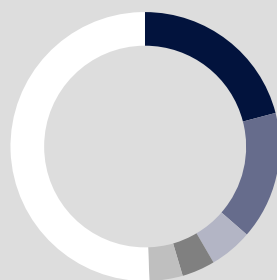


INTERNATIONAL VISITOR IMPACT

QAR48.4^{BN}

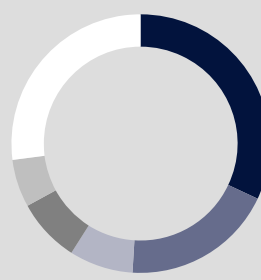
in visitor spend (**13.4%** of total exports)
(USD13,285.9MN)

INBOUND ARRIVALS



- 1. SAUDI ARABIA **21%**
- 2. INDIA **15%**
- 3. UNITED KINGDOM **5%**
- 4. UNITED STATES **4%**
- 5. KUWAIT **4%**
- **REST OF WORLD 51%**


OUTBOUND DEPARTURES



- 1. SAUDI ARABIA **32%**
- 2. UNITED ARAB EMIRATES **19%**
- 3. UNITED KINGDOM **8%**
- 4. BAHRAIN **8%**
- 5. TURKEY **6%**
- **REST OF WORLD 27%**

Note: Data are average shares over the 2016-2018 period
Source: Oxford Economics, national sources and UNWTO

SECTOR CHARACTERISTICS (2019)



¹All values are in constant 2019 prices & exchange rates
As reported in March 2020