

REPUBLIC OF CONGO

2020 ANNUAL RESEARCH: KEY HIGHLIGHTS¹

GLOBAL DATA 2019



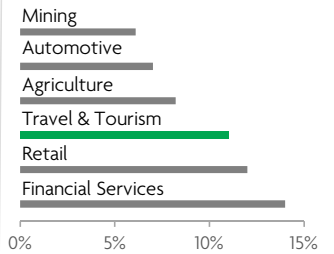
While the global economy grew by 2.5%,
Travel & Tourism grew significantly more at 3.5%



1 in 4 net new jobs were created by Travel & Tourism over the last five years



Global GDP impact by sector (2018 data). Share of total economy GDP



REPUBLIC OF CONGO 2019 KEY DATA



CONTRIBUTION OF TRAVEL & TOURISM TO GDP

2.8% OF TOTAL ECONOMY

Total T&T GDP = CDF192.5BN (USD328.6MN)

+1.8%

2019 Travel & Tourism GDP growth vs **+2.8%** real economy GDP growth



CONTRIBUTION OF TRAVEL & TOURISM TO EMPLOYMENT

56.5 JOBS (000's)

(2.9% of total employment)

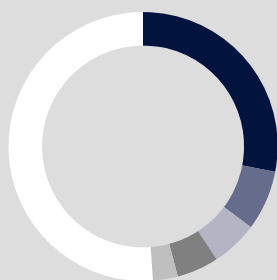


INTERNATIONAL VISITOR IMPACT

CDF33.3_{BN}

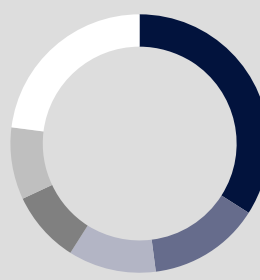
in visitor spend (**0.7%** of total exports) (USD56.8MN)

INBOUND ARRIVALS



- 1. FRANCE **28%**
- 2. DEM REP OF CONGO **7%**
- 3. ANGOLA **6%**
- 4. CAMEROON **5%**
- 5. ITALY **3%**
- **REST OF WORLD 51%**


OUTBOUND DEPARTURES



- 1. FRANCE **34%**
- 2. SOUTH AFRICA **14%**
- 3. DEM REP OF CONGO **11%**
- 4. CÔTE D'IVOIRE **9%**
- 5. NIGERIA **9%**
- **REST OF WORLD 23%**

Note: Data are average shares over the 2016-2018 period
Source: Oxford Economics, national sources and UNWTO

SECTOR CHARACTERISTICS (2019)



¹All values are in constant 2019 prices & exchange rates
As reported in March 2020