

RUSSIAN FEDERATION

2020 ANNUAL RESEARCH: KEY HIGHLIGHTS¹

GLOBAL DATA 2019



While the global economy grew by 2.5%,
Travel & Tourism grew significantly more at 3.5%



1 in 4 net new jobs were created by Travel & Tourism over the last five years



Global GDP impact by sector (2018 data). Share of total economy GDP



RUSSIAN FEDERATION 2019 KEY DATA



CONTRIBUTION OF TRAVEL & TOURISM TO GDP

5.0% OF TOTAL ECONOMY

Total T&T GDP = RUB5,442.9BN (USD84.0BN)

+0.6%

2019 Travel & Tourism GDP growth vs **+1.1%** real economy GDP growth



CONTRIBUTION OF TRAVEL & TOURISM TO EMPLOYMENT

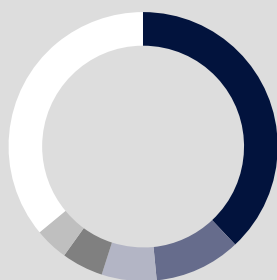
4,037.8 JOBS (000's)
(5.6% of total employment)



INTERNATIONAL VISITOR IMPACT

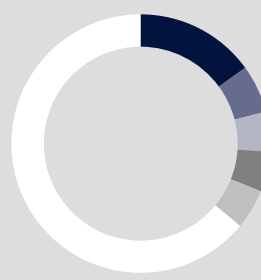
RUB1,114.9_{BN}
in visitor spend (**3.6%** of total exports)
(USD17.2BN)

INBOUND ARRIVALS



- 1. UKRAINE **38%**
- 2. KAZAKHSTAN **10%**
- 3. CHINA **7%**
- 4. FINLAND **5%**
- 5. AZERBAIJAN **4%**
- **REST OF WORLD 36%**


OUTBOUND DEPARTURES



- 1. TURKEY **15%**
- 2. UKRAINE **6%**
- 3. ITALY **5%**
- 4. THAILAND **5%**
- 5. KAZAKHSTAN **5%**
- **REST OF WORLD 64%**

Note: Data are average shares over the 2016-2018 period
Source: Oxford Economics, national sources and UNWTO

SECTOR CHARACTERISTICS (2019)



¹All values are in constant 2019 prices & exchange rates
As reported in March 2020