

GLOBAL DATA 2019



While the global economy grew by 2.5%,
Travel & Tourism grew significantly more at 3.5%



1 in 4 net new jobs were created by Travel & Tourism over the last five years



Global GDP impact by sector (2018 data). Share of total economy GDP



RWANDA 2019 KEY DATA



CONTRIBUTION OF TRAVEL & TOURISM TO GDP

10.2% OF TOTAL ECONOMY

Total T&T GDP = RWF922.0BN (USD1,014.8MN)

+10.9%

2019 Travel & Tourism GDP growth vs **+8.3%** real economy GDP growth



CONTRIBUTION OF TRAVEL & TOURISM TO EMPLOYMENT

331.2 JOBS (000's)

(10.4% of total employment)

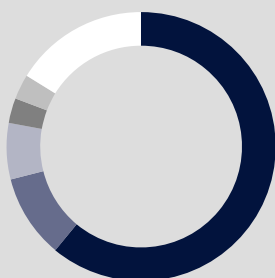


INTERNATIONAL VISITOR IMPACT

RWF499.6_{BN}

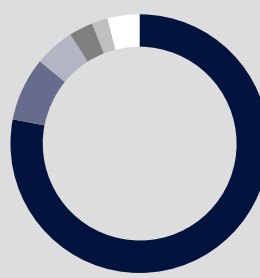
in visitor spend (**30.2%** of total exports) (USD549.9MN)

INBOUND ARRIVALS



- 1. DEM REP OF CONGO **61%**
- 2. BURUNDI **10%**
- 3. KENYA **7%**
- 4. UGANDA **3%**
- 5. UNITED STATES **3%**
- **REST OF WORLD 16%**


OUTBOUND DEPARTURES



- 1. UGANDA **78%**
- 2. TANZANIA **8%**
- 3. DEM REP OF CONGO **5%**
- 4. UNITED ARAB EMIRATES **3%**
- 5. KENYA **2%**
- **REST OF WORLD 4%**

Note: Data are average shares over the 2016-2018 period
Source: Oxford Economics, national sources and UNWTO

SECTOR CHARACTERISTICS (2019)



¹All values are in constant 2019 prices & exchange rates
As reported in March 2020