

SAO TOME AND PRINCIPE

2020 ANNUAL RESEARCH: KEY HIGHLIGHTS¹

GLOBAL DATA 2019



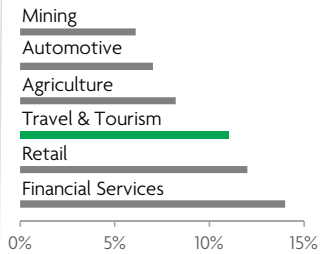
While the global economy grew by 2.5%,
Travel & Tourism grew significantly more at 3.5%



1 in 4 net new jobs were created by Travel & Tourism over the last five years



Global GDP impact by sector (2018 data). Share of total economy GDP



SAO TOME AND PRINCIPE 2019 KEY DATA



CONTRIBUTION OF TRAVEL & TOURISM TO GDP

16.2% OF TOTAL ECONOMY

Total T&T GDP = STD1.9BN (USD85.2MN)

-7.6%

2019 Travel & Tourism GDP growth vs **+4.8%** real economy GDP growth



CONTRIBUTION OF TRAVEL & TOURISM TO EMPLOYMENT

11.8 JOBS (000's)

(18.8% of total employment)

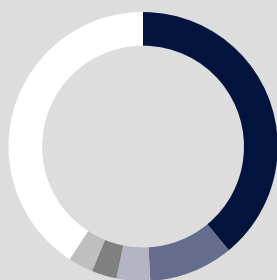


INTERNATIONAL VISITOR IMPACT

STD1.4_{BN}

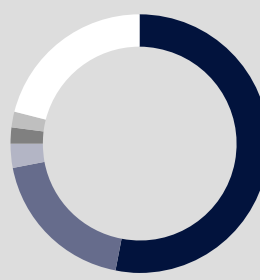
in visitor spend (**60.0%** of total exports) (USD66.0MN)

INBOUND ARRIVALS



- 1. ANGOLA **39%**
- 2. PORTUGAL **10%**
- 3. FRANCE **4%**
- 4. UNITED KINGDOM **3%**
- 5. NIGERIA **3%**
- **REST OF WORLD 41%**


OUTBOUND DEPARTURES



- 1. NIGERIA **53%**
- 2. ANGOLA **19%**
- 3. TANZANIA **3%**
- 4. CHINA **2%**
- 5. BELGIUM **2%**
- **REST OF WORLD 21%**

Note: Data are average shares over the 2016-2018 period
Source: Oxford Economics, national sources and UNWTO

SECTOR CHARACTERISTICS (2019)



¹All values are in constant 2019 prices & exchange rates
As reported in March 2020