

SENEGAL

2020 ANNUAL RESEARCH: KEY HIGHLIGHTS¹

GLOBAL DATA 2019



While the global economy grew by 2.5%,
Travel & Tourism grew significantly more at 3.5%



1 in 4 net new jobs were created by Travel & Tourism over the last five years



Global GDP impact by sector (2018 data). Share of total economy GDP



SENEGAL 2019 KEY DATA



CONTRIBUTION OF TRAVEL & TOURISM TO GDP

8.8% OF TOTAL ECONOMY

Total T&T GDP = XOF1,272.4BN (USD2,162.4MN)

+7.4%

2019 Travel & Tourism GDP growth vs **+6.6%** real economy GDP growth



CONTRIBUTION OF TRAVEL & TOURISM TO EMPLOYMENT

368.5 JOBS (000's)

(9.1% of total employment)

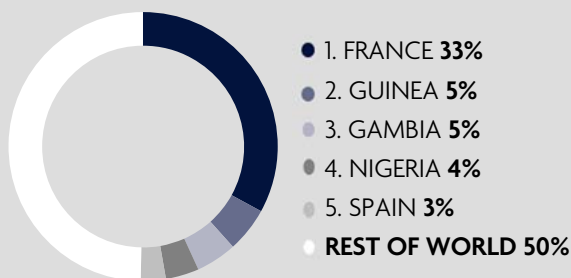


INTERNATIONAL VISITOR IMPACT

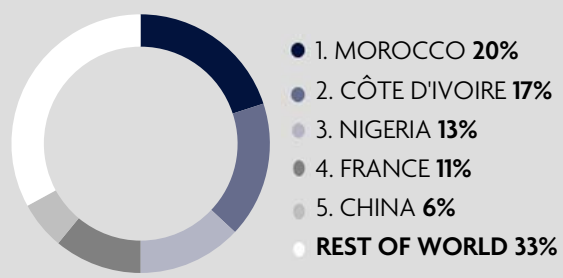
XOF280.5_{BN}

in visitor spend (**8.2%** of total exports) (USD476.8MN)

INBOUND ARRIVALS




OUTBOUND DEPARTURES



Note: Data are average shares over the 2016-2018 period
Source: Oxford Economics, national sources and UNWTO

SECTOR CHARACTERISTICS (2019)



¹All values are in constant 2019 prices & exchange rates
As reported in March 2020