

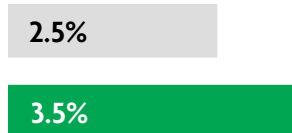
SLOVENIA

2020 ANNUAL RESEARCH: KEY HIGHLIGHTS¹

GLOBAL DATA 2019



While the global economy grew by 2.5%,
Travel & Tourism grew significantly more at 3.5%



1 in 4 net new jobs were created by Travel & Tourism over the last five years



Global GDP impact by sector (2018 data). Share of total economy GDP



SLOVENIA 2019 KEY DATA



CONTRIBUTION OF TRAVEL & TOURISM TO GDP

9.9% OF TOTAL ECONOMY

Total T&T GDP = EUR4,930.4MN (USD5,497.8MN)

-2.3%

2019 Travel & Tourism GDP growth vs **+2.6%** real economy GDP growth



CONTRIBUTION OF TRAVEL & TOURISM TO EMPLOYMENT

92.5 JOBS (000's)
(10.3% of total employment)

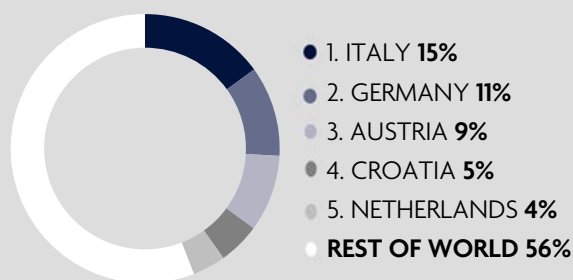


INTERNATIONAL VISITOR IMPACT

EUR2,862.9 MN

in visitor spend (**6.2%** of total exports)
(USD3,192.4MN)

INBOUND ARRIVALS




OUTBOUND DEPARTURES



Note: Data are average shares over the 2016-2018 period
Source: Oxford Economics, national sources and UNWTO

SECTOR CHARACTERISTICS (2019)



¹All values are in constant 2019 prices & exchange rates
As reported in March 2020