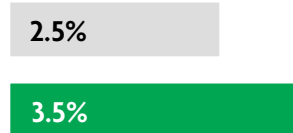


GLOBAL DATA 2019



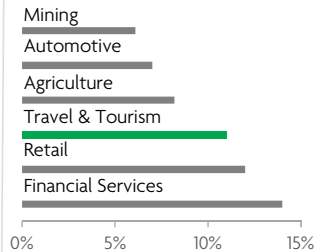
While the global economy grew by 2.5%,
Travel & Tourism grew significantly more at 3.5%



1 in 4 net new jobs were created by Travel & Tourism over the last five years



Global GDP impact by sector (2018 data). Share of total economy GDP



SPAIN 2019 KEY DATA



CONTRIBUTION OF TRAVEL & TOURISM TO GDP

14.3% OF TOTAL ECONOMY

Total T&T GDP = EUR177.4BN
(USD197.8BN)

+1.8%

2019 Travel & Tourism GDP growth vs **+2.0%** real economy GDP growth



CONTRIBUTION OF TRAVEL & TOURISM TO EMPLOYMENT

2,878.2 JOBS (000's)

(14.6% of total employment)

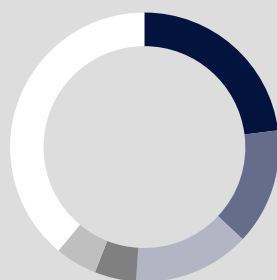


INTERNATIONAL VISITOR IMPACT

EUR77.8_{BN}

in visitor spend (**18.0%** of total exports)
(USD86.8BN)

INBOUND ARRIVALS



- 1. UNITED KINGDOM **23%**
- 2. GERMANY **14%**
- 3. FRANCE **14%**
- 4. ITALY **5%**
- 5. NETHERLANDS **5%**
- **REST OF WORLD 39%**


OUTBOUND DEPARTURES



- 1. FRANCE **26%**
- 2. UNITED KINGDOM **10%**
- 3. PORTUGAL **9%**
- 4. ITALY **8%**
- 5. GERMANY **5%**
- **REST OF WORLD 42%**

Note: Data are average shares over the 2016-2018 period
Source: Oxford Economics, national sources and UNWTO

SECTOR CHARACTERISTICS (2019)



¹All values are in constant 2019 prices & exchange rates
As reported in March 2020