

SYRIA

2020 ANNUAL RESEARCH: KEY HIGHLIGHTS¹

GLOBAL DATA 2019



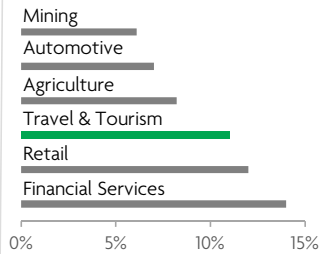
While the global economy grew by 2.5%,
Travel & Tourism grew significantly more at 3.5%



1 in 4 net new jobs were created by Travel & Tourism over the last five years



Global GDP impact by sector (2018 data). Share of total economy GDP



SYRIA 2019 KEY DATA



CONTRIBUTION OF TRAVEL & TOURISM TO GDP

8.6% OF TOTAL ECONOMY

Total T&T GDP = SYP855.6BN (USD1,661.3MN)

+2.1%

2019 Travel & Tourism GDP growth vs **+5.9%** real economy GDP growth



CONTRIBUTION OF TRAVEL & TOURISM TO EMPLOYMENT

187.4 JOBS (000's)
(8.8% of total employment)

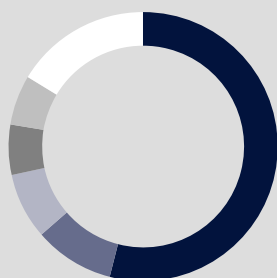


INTERNATIONAL VISITOR IMPACT

SYP568.3_{BN}

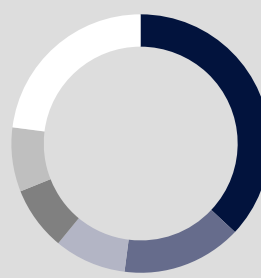
in visitor spend (**21.5%** of total exports)
(USD1,103.4MN)

INBOUND ARRIVALS



- 1. IRAQ **54%**
- 2. TURKEY **10%**
- 3. IRAN **8%**
- 4. JORDAN **6%**
- 5. LEBANON **6%**
- **REST OF WORLD 16%**


OUTBOUND DEPARTURES



- 1. TURKEY **37%**
- 2. UNITED ARAB EMIRATES **15%**
- 3. KUWAIT **9%**
- 4. JORDAN **8%**
- 5. BAHRAIN **8%**
- **REST OF WORLD 23%**

Note: Data are average shares over the 2016-2018 period
Source: Oxford Economics, national sources and UNWTO

SECTOR CHARACTERISTICS (2019)



¹All values are in constant 2019 prices & exchange rates
As reported in March 2020