


GLOBAL DATA 2019



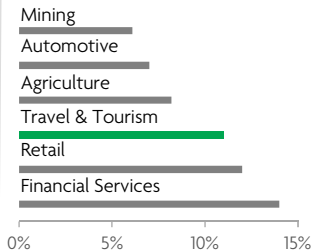
While the global economy grew by 2.5%,
Travel & Tourism grew significantly more at 3.5%



1 in 4 net new jobs were created by Travel & Tourism over the last five years



Global GDP impact by sector (2018 data). Share of total economy GDP



URUGUAY 2019 KEY DATA



CONTRIBUTION OF TRAVEL & TOURISM TO GDP

16.4% OF TOTAL ECONOMY

Total T&T GDP = UYU317.7BN
(USD9,011.5MN)

-2.0%

2019 Travel & Tourism GDP growth vs **+0.4%** real economy GDP growth



CONTRIBUTION OF TRAVEL & TOURISM TO EMPLOYMENT

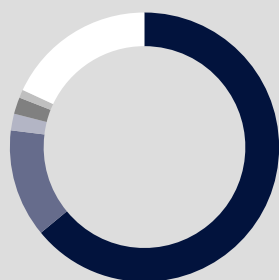
262.5 JOBS (000's)
(16.3% of total employment)



INTERNATIONAL VISITOR IMPACT

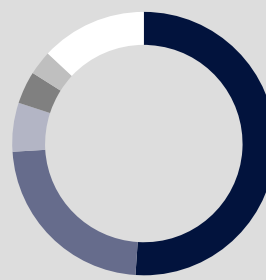
UYU76.0_{BN}
in visitor spend (**16.9%** of total exports)
(USD2,155.2MN)

INBOUND ARRIVALS



- 1. ARGENTINA **64%**
- 2. BRAZIL **13%**
- 3. CHILE **2%**
- 4. UNITED STATES **2%**
- 5. PARAGUAY **1%**
- **REST OF WORLD 18%**


OUTBOUND DEPARTURES



- 1. ARGENTINA **51%**
- 2. BRAZIL **23%**
- 3. UNITED STATES **6%**
- 4. CHILE **4%**
- 5. MEXICO **3%**
- **REST OF WORLD 13%**

Note: Data are average shares over the 2016-2018 period
Source: Oxford Economics, national sources and UNWTO

SECTOR CHARACTERISTICS (2019)



¹All values are in constant 2019 prices & exchange rates
As reported in March 2020