


MACAU SAR, CHINA

2020 ANNUAL RESEARCH: KEY HIGHLIGHTS ¹

GLOBAL DATA 2019



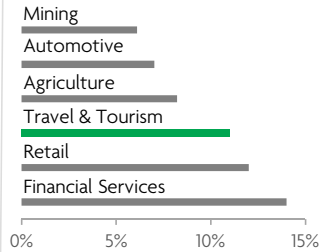
While the global economy grew by 2.5%,
Travel & Tourism grew significantly more at 3.5%



1 in 4 net new jobs were created by Travel & Tourism over the last five years



Global GDP impact by sector (2018 data). Share of total economy GDP



MACAU SAR, CHINA 2019 KEY DATA



CONTRIBUTION OF TRAVEL & TOURISM TO GDP

91.3% OF TOTAL ECONOMY

Total T&T GDP = MOP394,824.0MN (USD48,915.5MN)

-2.6%

2019 Travel & Tourism GDP growth vs **-4.2%** real economy GDP growth



CONTRIBUTION OF TRAVEL & TOURISM TO EMPLOYMENT

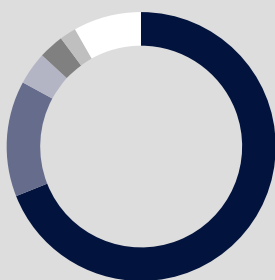
253.7 JOBS (000's)
(65.5% of total employment)



INTERNATIONAL VISITOR IMPACT

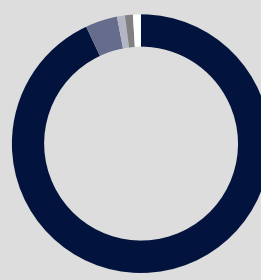
MOP298,336_{MN}
in visitor spend (**81.3%** of total exports)
(USD36,961.4MN)

INBOUND ARRIVALS



- 1. CHINA **69%**
- 2. HONG KONG SAR, CHINA **14%**
- 3. TAIWAN, CHINA **4%**
- 4. SOUTH KOREA **3%**
- 5. JAPAN **2%**
- REST OF WORLD **8%**


OUTBOUND DEPARTURES



- 1. CHINA **93%**
- 2. HONG KONG SAR, CHINA **4%**
- 3. JAPAN **1%**
- 4. SOUTH KOREA **1%**
- 5. PHILIPPINES **0%**
- REST OF WORLD **1%**

Note: Data are average shares over the 2016-2018 period
Source: Oxford Economics, national sources and UNWTO

SECTOR CHARACTERISTICS (2019)



¹All values are in constant 2019 prices & exchange rates
As reported in March 2020