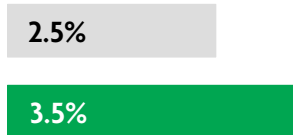


GLOBAL DATA 2019



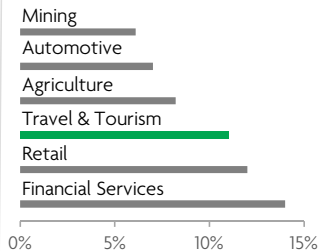
While the global economy grew by 2.5%,
Travel & Tourism grew significantly more at 3.5%



1 in 4 net new jobs were created by Travel & Tourism over the last five years



Global GDP impact by sector (2018 data). Share of total economy GDP



ANGOLA 2019 KEY DATA



CONTRIBUTION OF TRAVEL & TOURISM TO GDP

3.1% OF TOTAL ECONOMY

Total T&T GDP = AOA926.9BN (USD2,550.7MN)

+2.0%

2019 Travel & Tourism GDP growth vs **-1.0%** real economy GDP growth



CONTRIBUTION OF TRAVEL & TOURISM TO EMPLOYMENT

395.0 JOBS (000's)
(3.2% of total employment)

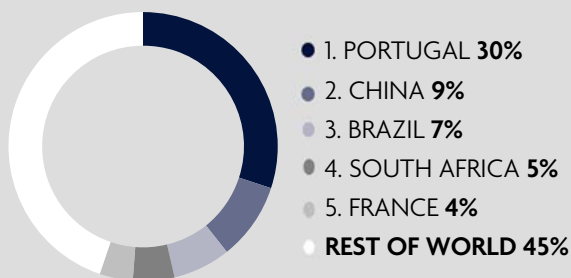


INTERNATIONAL VISITOR IMPACT

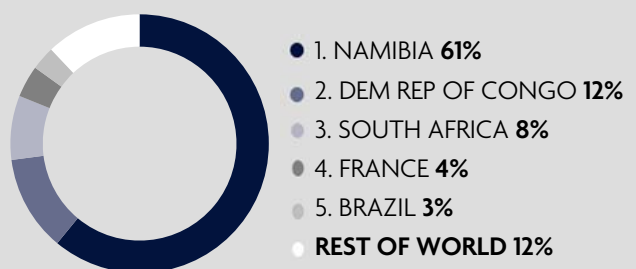
AOA171.1_{BN}

in visitor spend (**1.3%** of total exports)
(USD470.9MN)

INBOUND ARRIVALS




OUTBOUND DEPARTURES



Note: Data are average shares over the 2016-2018 period
Source: Oxford Economics, national sources and UNWTO

SECTOR CHARACTERISTICS (2019)



¹All values are in constant 2019 prices & exchange rates
As reported in March 2020