

ARGENTINA

2020 ANNUAL RESEARCH: KEY HIGHLIGHTS¹

GLOBAL DATA 2019



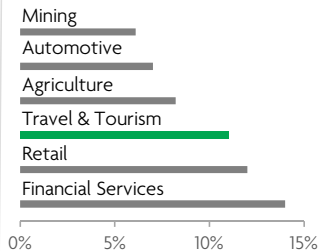
While the global economy grew by 2.5%, **Travel & Tourism grew significantly more at 3.5%**



1 in 4 net new jobs were created by Travel & Tourism over the last five years



Global GDP impact by sector (2018 data). Share of total economy GDP



ARGENTINA 2019 KEY DATA



CONTRIBUTION OF TRAVEL & TOURISM TO GDP

9.2% OF TOTAL ECONOMY

Total T&T GDP = ARS1,982.8BN (USD41.4BN)

+0.2%

2019 Travel & Tourism GDP growth vs **-2.3%** real economy GDP growth



CONTRIBUTION OF TRAVEL & TOURISM TO EMPLOYMENT

1,424.9 JOBS (000's)
(7.5% of total employment)

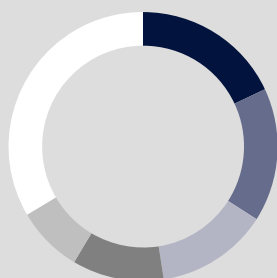


INTERNATIONAL VISITOR IMPACT

ARS221.5_{BN}

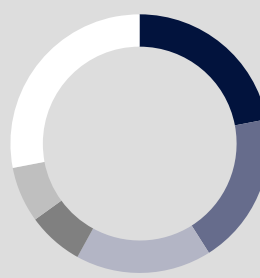
in visitor spend (**5.9%** of total exports)
(USD4.6BN)

INBOUND ARRIVALS



- 1. BRAZIL **18%**
- 2. CHILE **16%**
- 3. PARAGUAY **14%**
- 4. URUGUAY **11%**
- 5. BOLIVIA **8%**
- **REST OF WORLD 33%**


OUTBOUND DEPARTURES



- 1. CHILE **22%**
- 2. BRAZIL **19%**
- 3. URUGUAY **17%**
- 4. PARAGUAY **7%**
- 5. UNITED STATES **7%**
- **REST OF WORLD 28%**

Note: Data are average shares over the 2016-2018 period
Source: Oxford Economics, national sources and UNWTO

SECTOR CHARACTERISTICS (2019)



¹All values are in constant 2019 prices & exchange rates
As reported in March 2020