

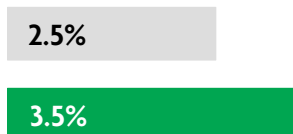
# ARMENIA

## 2020 ANNUAL RESEARCH: KEY HIGHLIGHTS<sup>1</sup>

### GLOBAL DATA 2019



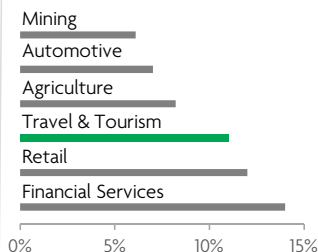
While the global economy grew by 2.5%,  
**Travel & Tourism grew significantly more at 3.5%**



**1 in 4 net new jobs** were created by Travel & Tourism over the last five years



**Global GDP impact by sector (2018 data).** Share of total economy GDP



### ARMENIA 2019 KEY DATA



CONTRIBUTION OF TRAVEL & TOURISM TO GDP

**11.8%** OF TOTAL ECONOMY

Total T&T GDP = AMD774.6BN (USD1,594.4MN)

**+4.7%**

2019 Travel & Tourism GDP growth vs **+5.5%** real economy GDP growth



CONTRIBUTION OF TRAVEL & TOURISM TO EMPLOYMENT

**124.6** JOBS (000's)  
(12.5% of total employment)

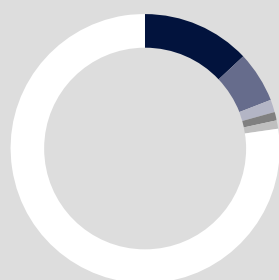


INTERNATIONAL VISITOR IMPACT

**AMD609.1<sub>BN</sub>**

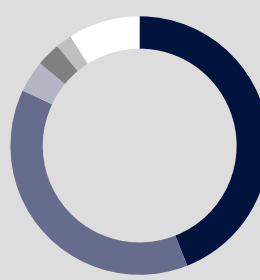
in visitor spend (**23.9%** of total exports)  
(USD1,253.7MN)

### INBOUND ARRIVALS



- 1. IRAN **13%**
- 2. UNITED STATES **6%**
- 3. FRANCE **2%**
- 4. GERMANY **1%**
- 5. PHILIPPINES **1%**
- **REST OF WORLD 77%**


### OUTBOUND DEPARTURES



- 1. GEORGIA **44%**
- 2. RUSSIAN FEDERATION **38%**
- 3. IRAN **4%**
- 4. TURKEY **3%**
- 5. UKRAINE **2%**
- **REST OF WORLD 9%**

Note: Data are average shares over the 2016-2018 period  
Source: Oxford Economics, national sources and UNWTO

### SECTOR CHARACTERISTICS (2019)



<sup>1</sup>All values are in constant 2019 prices & exchange rates  
As reported in March 2020