


GLOBAL DATA 2019



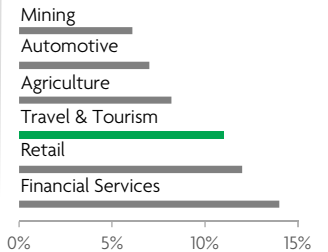
While the global economy grew by 2.5%,
Travel & Tourism grew significantly more at 3.5%



1 in 4 net new jobs were created by Travel & Tourism over the last five years



Global GDP impact by sector (2018 data). Share of total economy GDP



AUSTRIA 2019 KEY DATA



CONTRIBUTION OF TRAVEL & TOURISM TO GDP

11.8% OF TOTAL ECONOMY

Total T&T GDP = EUR46.9BN (USD52.3BN)

+1.9%

2019 Travel & Tourism GDP growth vs **+1.5%** real economy GDP growth



CONTRIBUTION OF TRAVEL & TOURISM TO EMPLOYMENT

567.7 JOBS (000's)
(12.5% of total employment)



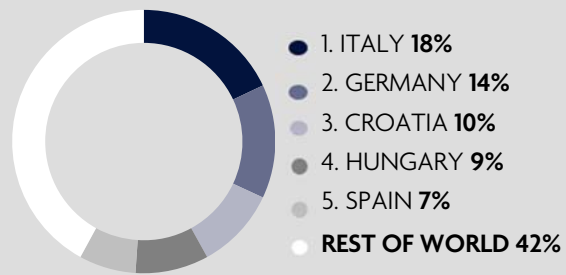
INTERNATIONAL VISITOR IMPACT

EUR21.8_{BN}
in visitor spend (**9.7%** of total exports)
(USD24.3BN)

INBOUND ARRIVALS



OUTBOUND DEPARTURES



Note: Data are average shares over the 2016-2018 period
Source: Oxford Economics, national sources and UNWTO

SECTOR CHARACTERISTICS (2019)



¹All values are in constant 2019 prices & exchange rates
As reported in March 2020