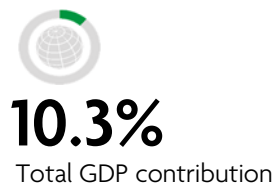


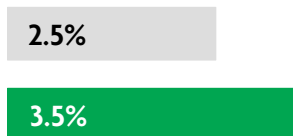
# AZERBAIJAN

## 2020 ANNUAL RESEARCH: KEY HIGHLIGHTS<sup>1</sup>

### GLOBAL DATA 2019



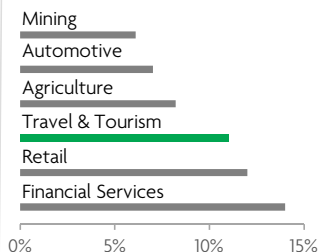
While the global economy grew by 2.5%,  
**Travel & Tourism grew significantly more at 3.5%**



**1 in 4 net new jobs** were created by Travel & Tourism over the last five years



**Global GDP impact by sector (2018 data).** Share of total economy GDP



### AZERBAIJAN 2019 KEY DATA



CONTRIBUTION OF TRAVEL & TOURISM TO GDP

**7.2% OF TOTAL ECONOMY**

Total T&T GDP = AZN6,007.3MN (USD3,539.2MN)

**-26.0%**

2019 Travel & Tourism GDP growth vs **+2.2%** real economy GDP growth



CONTRIBUTION OF TRAVEL & TOURISM TO EMPLOYMENT

**378.0** JOBS (000's)  
(7.7% of total employment)

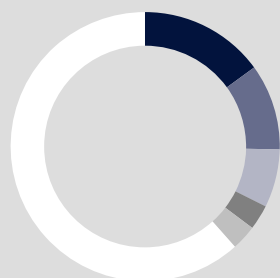


INTERNATIONAL VISITOR IMPACT

**AZN2,931.7** MN

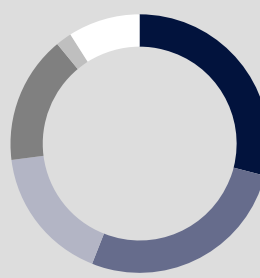
in visitor spend (**6.5%** of total exports)  
(USD1,727.2MN)

### INBOUND ARRIVALS



- 1. RUSSIAN FEDERATION **15%**
- 2. TURKEY **10%**
- 3. UNITED KINGDOM **7%**
- 4. UNITED STATES **3%**
- 5. UKRAINE **3%**
- **REST OF WORLD 62%**


### OUTBOUND DEPARTURES



- 1. RUSSIAN FEDERATION **29%**
- 2. IRAN **27%**
- 3. TURKEY **17%**
- 4. GEORGIA **16%**
- 5. KAZAKHSTAN **2%**
- **REST OF WORLD 9%**

Note: Data are average shares over the 2016-2018 period  
Source: Oxford Economics, national sources and UNWTO

### SECTOR CHARACTERISTICS (2019)



<sup>1</sup>All values are in constant 2019 prices & exchange rates  
As reported in March 2020