

GLOBAL DATA 2019



While the global economy grew by 2.5%,
Travel & Tourism grew significantly more at 3.5%



1 in 4 net new jobs were created by Travel & Tourism over the last five years



Global GDP impact by sector (2018 data). Share of total economy GDP



BAHRAIN 2019 KEY DATA



CONTRIBUTION OF TRAVEL & TOURISM TO GDP

13.3% OF TOTAL ECONOMY

Total T&T GDP = BHD1,998.4MN (USD5,314.9MN)

+2.8%

2019 Travel & Tourism GDP growth vs **+1.5%** real economy GDP growth



CONTRIBUTION OF TRAVEL & TOURISM TO EMPLOYMENT

98.7 JOBS (000's)

(15.0% of total employment)

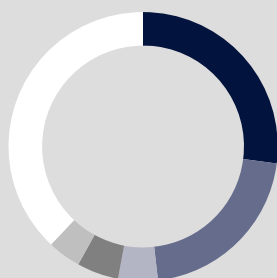


INTERNATIONAL VISITOR IMPACT

BHD1,804.6_{MN}

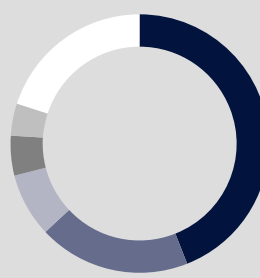
in visitor spend (**16.1%** of total exports) (USD4,799.4MN)

INBOUND ARRIVALS



- 1. SAUDI ARABIA 27%
- 2. INDIA 21%
- 3. PAKISTAN 5%
- 4. KUWAIT 5%
- 5. UNITED KINGDOM 4%
- REST OF WORLD 38%


OUTBOUND DEPARTURES



- 1. SAUDI ARABIA 44%
- 2. UNITED ARAB EMIRATES 19%
- 3. KUWAIT 8%
- 4. QATAR 5%
- 5. OMAN 4%
- REST OF WORLD 20%

Note: Data are average shares over the 2016-2018 period
Source: Oxford Economics, national sources and UNWTO

SECTOR CHARACTERISTICS (2019)



¹All values are in constant 2019 prices & exchange rates
As reported in March 2020