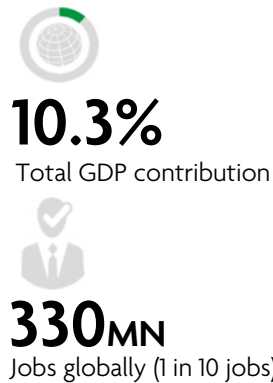
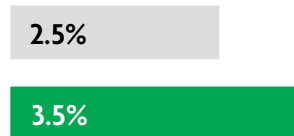


GLOBAL DATA 2019



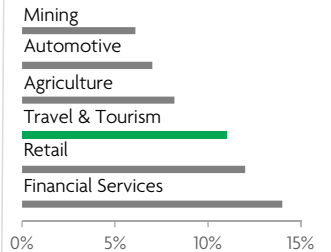
While the global economy grew by 2.5%,
Travel & Tourism grew significantly more at 3.5%



1 in 4 net new jobs were created by Travel & Tourism over the last five years



Global GDP impact by sector (2018 data). Share of total economy GDP



BANGLADESH 2019 KEY DATA



CONTRIBUTION OF TRAVEL & TOURISM TO GDP

3.0% OF TOTAL ECONOMY

Total T&T GDP = BDT772.7BN
(USD9,113.2MN)

+6.8%

2019 Travel & Tourism GDP growth vs **+8.1%** real economy GDP growth



CONTRIBUTION OF TRAVEL & TOURISM TO EMPLOYMENT

1,858.9 JOBS (000's)

(2.9% of total employment)

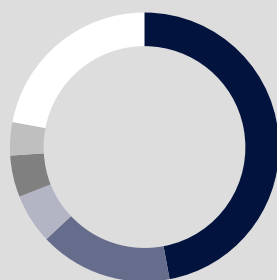


INTERNATIONAL VISITOR IMPACT

BDT28.3_{BN}

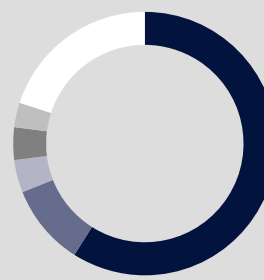
in visitor spend (**0.7%** of total exports)
(USD333.5MN)

INBOUND ARRIVALS



- 1. INDIA **47%**
- 2. CHINA **16%**
- 3. PAKISTAN **6%**
- 4. UNITED STATES **5%**
- 5. SOUTH KOREA **4%**
- REST OF WORLD **22%**


OUTBOUND DEPARTURES



- 1. INDIA **59%**
- 2. SAUDI ARABIA **10%**
- 3. MALAYSIA **4%**
- 4. THAILAND **4%**
- 5. SINGAPORE **3%**
- REST OF WORLD **20%**

Note: Data are average shares over the 2016-2018 period
Source: Oxford Economics, national sources and UNWTO

SECTOR CHARACTERISTICS (2019)



¹All values are in constant 2019 prices & exchange rates
As reported in March 2020