

BULGARIA

2020 ANNUAL RESEARCH: KEY HIGHLIGHTS¹

GLOBAL DATA 2019



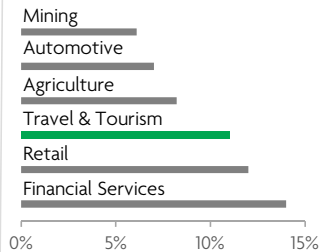
While the global economy grew by 2.5%,
Travel & Tourism grew significantly more at 3.5%



1 in 4 net new jobs were created by Travel & Tourism over the last five years



Global GDP impact by sector (2018 data). Share of total economy GDP



BULGARIA 2019 KEY DATA



CONTRIBUTION OF TRAVEL & TOURISM TO GDP

10.8% OF TOTAL ECONOMY

Total T&T GDP = BGN12,844.5MN (USD7,321.0MN)

-2.5%

2019 Travel & Tourism GDP growth vs **+3.5%** real economy GDP growth



CONTRIBUTION OF TRAVEL & TOURISM TO EMPLOYMENT

340.6 JOBS (000's)
(10.6% of total employment)

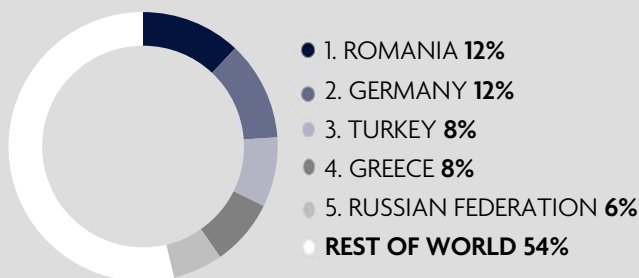


INTERNATIONAL VISITOR IMPACT

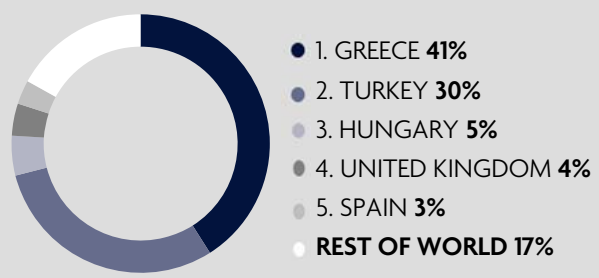
BGN8,171.3_{MN}

in visitor spend (**10.7%** of total exports)
(USD4,657.4MN)

INBOUND ARRIVALS




OUTBOUND DEPARTURES



Note: Data are average shares over the 2016-2018 period
Source: Oxford Economics, national sources and UNWTO

SECTOR CHARACTERISTICS (2019)



¹All values are in constant 2019 prices & exchange rates
As reported in March 2020