


BURUNDI

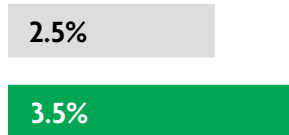
2020 ANNUAL RESEARCH: KEY HIGHLIGHTS¹

GLOBAL DATA 2019


10.3%
Total GDP contribution


330MN
Jobs globally (1 in 10 jobs)

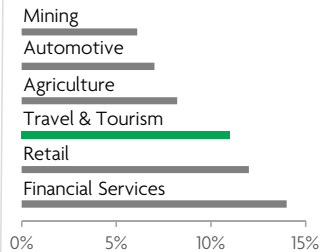
While the global economy grew by 2.5%,
Travel & Tourism grew significantly more at 3.5%



1 in 4 net new jobs were created by Travel & Tourism over the last five years



Global GDP impact by sector (2018 data). Share of total economy GDP



BURUNDI 2019 KEY DATA



CONTRIBUTION OF TRAVEL & TOURISM TO GDP

3.5% OF TOTAL ECONOMY

Total T&T GDP = BIF222.2BN (USD120.2MN)

+1.4%

2019 Travel & Tourism GDP growth vs **+1.6%** real economy GDP growth



CONTRIBUTION OF TRAVEL & TOURISM TO EMPLOYMENT

69.5 JOBS (000's)
(3.5% of total employment)

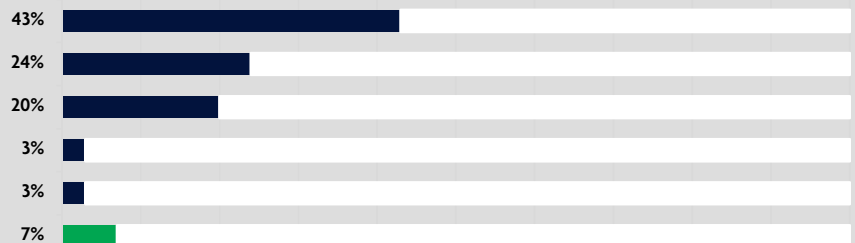


INTERNATIONAL VISITOR IMPACT

BIF10.9_{BN}
in visitor spend (**4.1%** of total exports)
(USD5.9MN)


OUTBOUND DEPARTURES

1. RWANDA
 2. TANZANIA
 3. UGANDA
 4. DEMOCRATIC REPUBLIC OF CONGO
 5. KENYA
- REST OF WORLD**



Note: Data are average shares over the 2016-2018 period
Source: Oxford Economics, national sources and UNWTO

SECTOR CHARACTERISTICS (2019)



¹All values are in constant 2019 prices & exchange rates
As reported in March 2020