

# CAYMAN ISLANDS

## 2020 ANNUAL RESEARCH: KEY HIGHLIGHTS<sup>1</sup>

### GLOBAL DATA 2019



While the global economy grew by 2.5%,  
**Travel & Tourism grew significantly more at 3.5%**



**1 in 4 net new jobs** were created by Travel & Tourism over the last five years



**Global GDP impact by sector (2018 data).** Share of total economy GDP



### CAYMAN ISLANDS 2019 KEY DATA



CONTRIBUTION OF TRAVEL & TOURISM TO GDP

**25.5% OF TOTAL ECONOMY**

Total T&T GDP = KYD916.8MN (USD1,100.2MN)

**+3.1%**

2019 Travel & Tourism GDP growth vs **+2.0%** real economy GDP growth



CONTRIBUTION OF TRAVEL & TOURISM TO EMPLOYMENT

**12.3** JOBS (000's)

(33.2% of total employment)

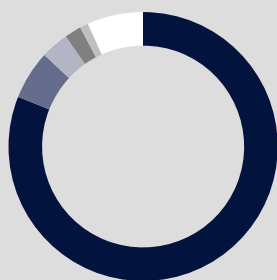


INTERNATIONAL VISITOR IMPACT

**KYD594.8<sub>MN</sub>**

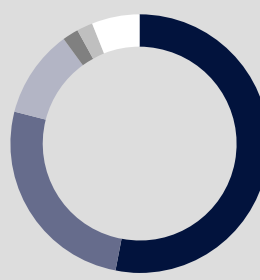
in visitor spend (**27.0%** of total exports) (USD713.7MN)

### INBOUND ARRIVALS



- 1. UNITED STATES **81%**
- 2. CANADA **6%**
- 3. UNITED KINGDOM **3%**
- 4. JAMAICA **2%**
- 5. CUBA **1%**
- REST OF WORLD **7%**


### OUTBOUND DEPARTURES



- 1. UNITED STATES **53%**
- 2. JAMAICA **26%**
- 3. CANADA **11%**
- 4. BAHAMAS **2%**
- 5. CUBA **2%**
- REST OF WORLD **6%**

Note: Data are average shares over the 2016-2018 period  
Source: Oxford Economics, national sources and UNWTO

### SECTOR CHARACTERISTICS (2019)



<sup>1</sup>All values are in constant 2019 prices & exchange rates  
As reported in March 2020