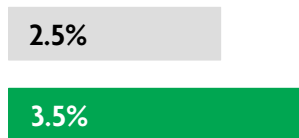


### GLOBAL DATA 2019



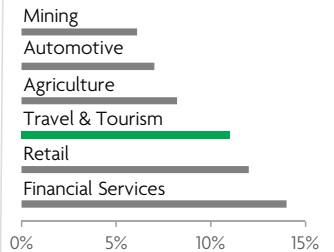
While the global economy grew by 2.5%,  
**Travel & Tourism grew significantly more at 3.5%**



**1 in 4 net new jobs** were created by Travel & Tourism over the last five years



**Global GDP impact by sector (2018 data).** Share of total economy GDP



### CHINA 2019 KEY DATA



CONTRIBUTION OF TRAVEL & TOURISM TO GDP

**11.3% OF TOTAL ECONOMY**

Total T&T GDP = CNY10,942.5BN (USD1,584.9BN)

**+9.3%**

2019 Travel & Tourism GDP growth vs **+6.1%** real economy GDP growth



CONTRIBUTION OF TRAVEL & TOURISM TO EMPLOYMENT

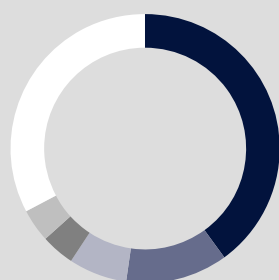
**79,870.0** JOBS (000's)  
(10.3% of total employment)



INTERNATIONAL VISITOR IMPACT

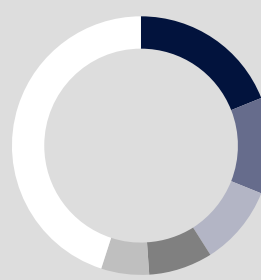
**CNY906.5<sub>BN</sub>**  
in visitor spend (**4.9%** of total exports)  
(USD131.3BN)

### INBOUND ARRIVALS



- 1. HONG KONG SAR, CHINA **40%**
- 2. MACAU SAR, CHINA **12%**
- 3. SOUTH KOREA **7%**
- 4. JAPAN **4%**
- 5. MYANMAR **4%**
- **REST OF WORLD 33%**


### OUTBOUND DEPARTURES



- 1. HONG KONG SAR, CHINA **19%**
- 2. MACAU SAR, CHINA **12%**
- 3. THAILAND **10%**
- 4. JAPAN **8%**
- 5. SOUTH KOREA **6%**
- **REST OF WORLD 45%**

Note: Data are average shares over the 2016-2018 period  
Source: Oxford Economics, national sources and UNWTO

### SECTOR CHARACTERISTICS (2019)



<sup>1</sup>All values are in constant 2019 prices & exchange rates  
As reported in March 2020