

GLOBAL DATA 2019



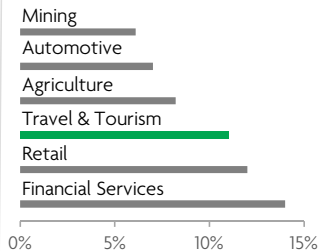
While the global economy grew by 2.5%,
Travel & Tourism grew significantly more at 3.5%



1 in 4 net new jobs were created by Travel & Tourism over the last five years



Global GDP impact by sector (2018 data). Share of total economy GDP



COMOROS 2019 KEY DATA



CONTRIBUTION OF TRAVEL & TOURISM TO GDP

10.1% OF TOTAL ECONOMY

Total T&T GDP = KMF52.5BN (USD119.1MN)

+4.9%

2019 Travel & Tourism GDP growth vs **+0.8%** real economy GDP growth



CONTRIBUTION OF TRAVEL & TOURISM TO EMPLOYMENT

22.7 JOBS (000's)
(10.4% of total employment)

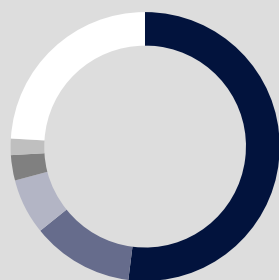


INTERNATIONAL VISITOR IMPACT

KMF34.8_{BN}

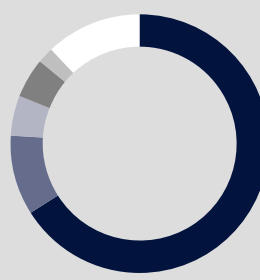
in visitor spend (**60.5%** of total exports)
(USD78.8MN)

INBOUND ARRIVALS



- 1. FRANCE **52%**
- 2. REUNION **12%**
- 3. MADAGASCAR **7%**
- 4. UNITED KINGDOM **3%**
- 5. ITALY **2%**
- **REST OF WORLD 24%**


OUTBOUND DEPARTURES



- 1. FRANCE **66%**
- 2. TANZANIA **10%**
- 3. MADAGASCAR **5%**
- 4. SAUDI ARABIA **5%**
- 5. CHINA **2%**
- **REST OF WORLD 12%**

Note: Data are average shares over the 2016-2018 period
Source: Oxford Economics, national sources and UNWTO

SECTOR CHARACTERISTICS (2019)



¹All values are in constant 2019 prices & exchange rates
As reported in March 2020